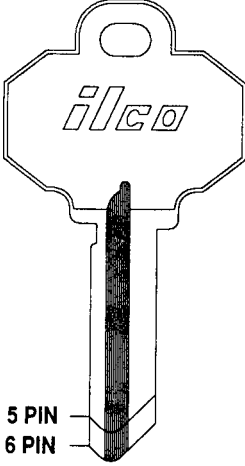
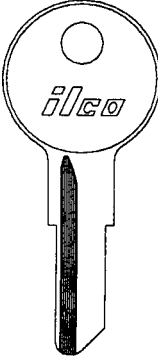


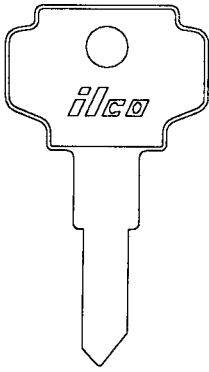
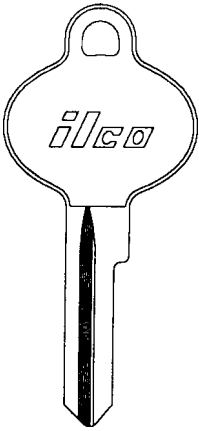








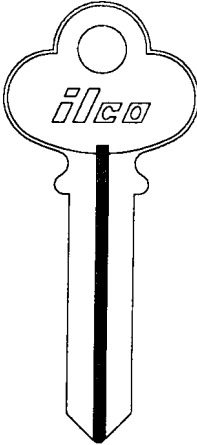



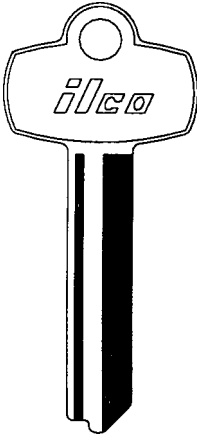





















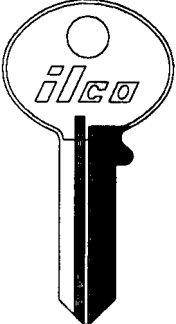
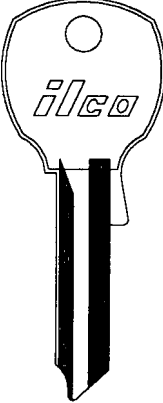
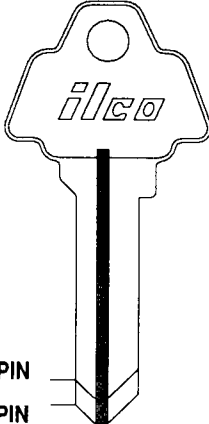
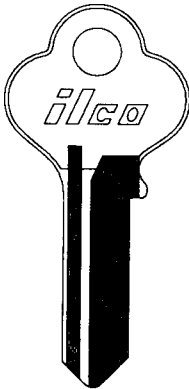













ILCO CYLINDER KEY BLANKS


					
5 PIN 6 PIN			K1054B		
					
			K1122B		
					
			K1122C		
					
5 pin 1510 6 pin 1511 BALDWIN	L1098M	L1054M	K1122N	K1122D	1761B
BARGMAN					

						
					A1114A	A1114B
						
					A1114C	A1114D
						
					A1114DD	A1114E
						
					A1114G	A1114G
						
					A1114F	A1114H
						
					A1114J	A1114K
						
					A1114L	A1114M
						
					A1114Q	A1114R
						
1021A	1021B	1021BA	1021N		A1114FM	
BARROWS				BEST		

					
					101AM
					
					102AM
					
					103AM
					
1003M	R1003M 1, 2	1069LC	5 pin 1170B 6 pin A1170B	1178	100AM
BOMMER		CHALLENGER	CHESLER	CHICAGO	
					
					104AM

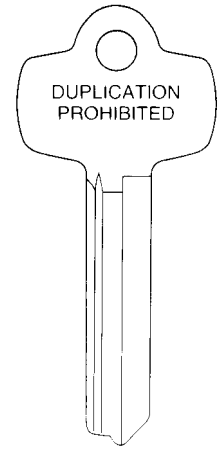
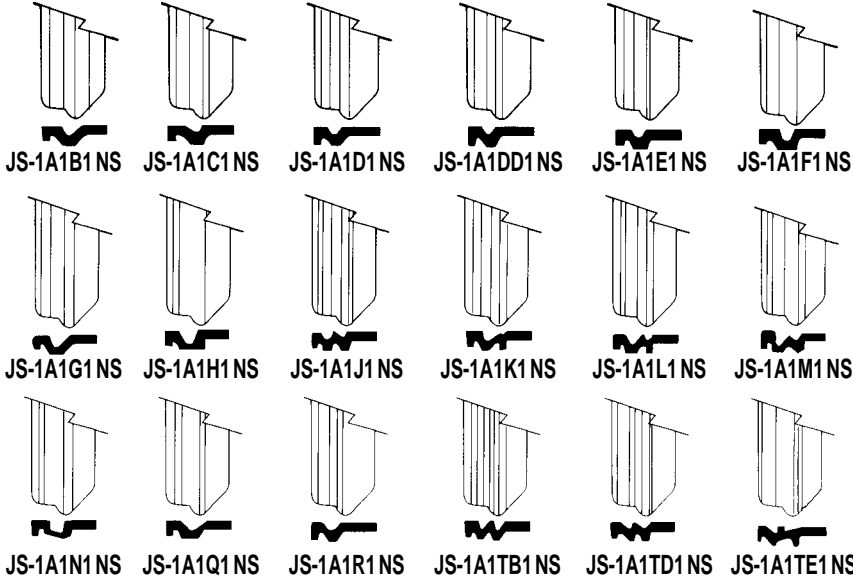
1 - Available in Look Alike, see pages 1070-1072.
 2 - Available in Taylor Line®, see page 1073.
 3 - Available in Bin Pack, see page 1074.

JET CYLINDER KEY BLANKS



JS-1A1A1NS


Fits:
ARROW, EAGLE
FALCON, KSP
LOCKWOOD



JS-1A1BA1NS

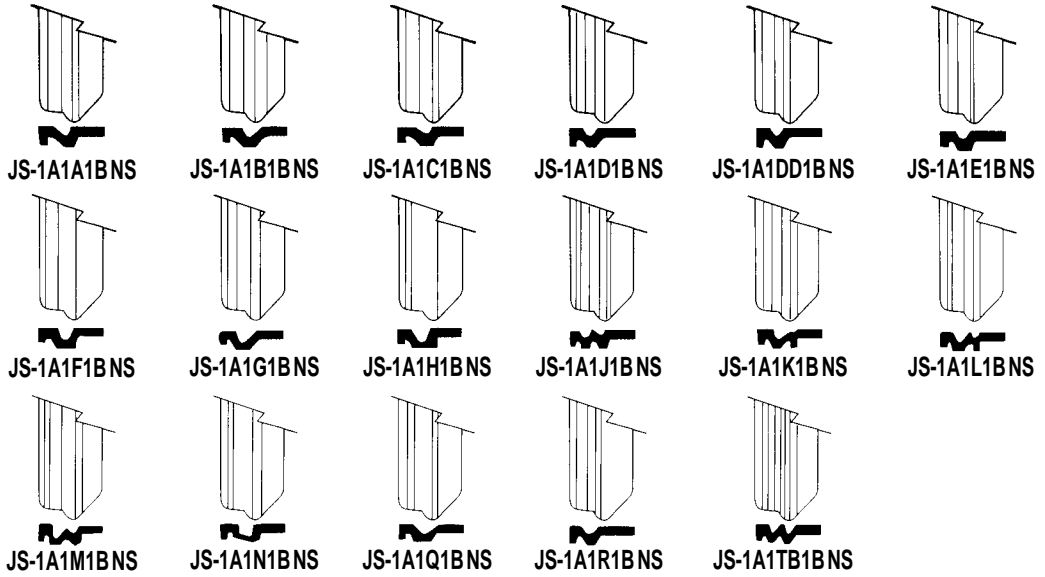
BEST

BEST SPECIAL-
5/16" longer version

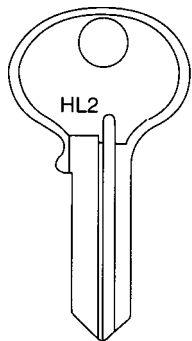


DUPLICATION PROHIBITED

Fits:
ARROW
EAGLE
FALCON
KSP
LOCKWOOD

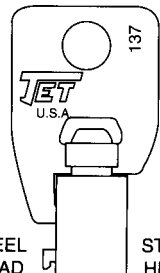


BEST



JT-HL2

BOMMER(HUDSON)



STEEL HEAD

STEEL O.D. .377
TUBE I.D. .312

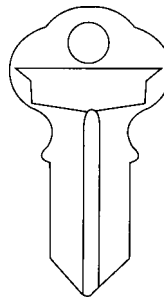
STEEL HEAD

BRASS
TUBE



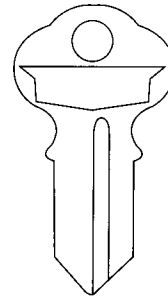
JT-137S
Steel Tube

JT-137B
Brass Tube

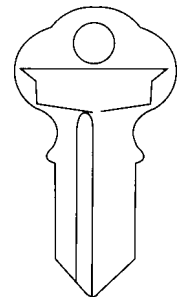


JT-CG1

CHICAGO



JT-CG2



JT-CG4