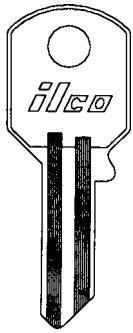




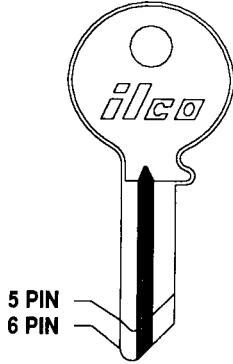
# ILCO CYLINDER KEY BLANKS




  
S1041JA





  
S1041T



5 PIN  
6 PIN

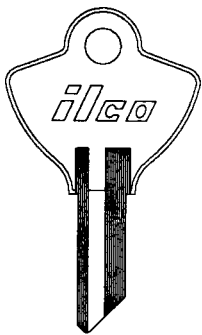
4 PIN      5 PIN      4 PIN      5 PIN  
  
SC1041R    C1041R    SC1041TR   C1041TR


  
SC1041S    C1041JB    SC1041YR   C1041YR

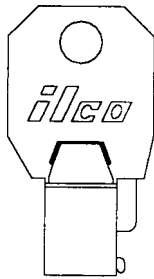
  
SC1041SR   C1041SR

  
SC1041T    C1041T

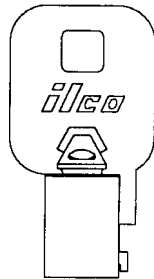
CHICAGO




  
1096EN



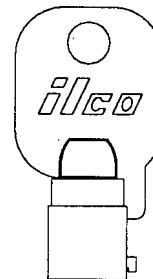
O.D. .365  
I.D. .300  
1136S



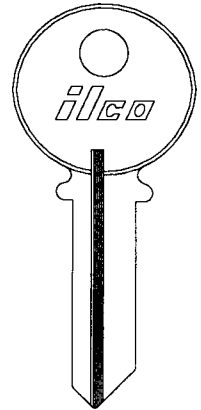
O.D. .377  
I.D. .312  
1137B



O.D. .374  
I.D. .312  
1137S



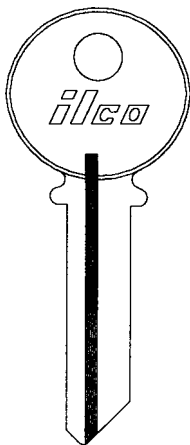
O.D. .399  
I.D. .329  
L1137



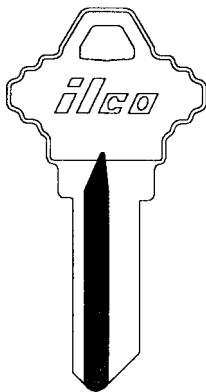
  
1023

CHICAGO

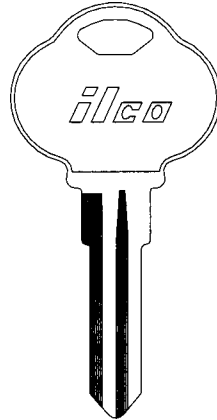
CLINTON



  
1023A



  
1537



  
1573A

  
1573B

  
1573F

  
1589J

  
1591N

  
1573C

  
1581G

  
1590K

  
1591P

  
1573D

  
1581H

  
1591L

  
1573E

  
1589I

  
1591M

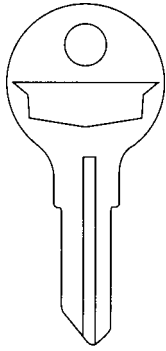
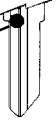
CLINTON

CLOPAY

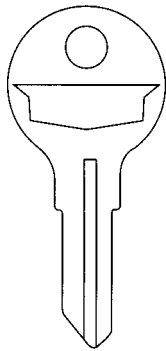
THE CLUB

# JET CYLINDER KEY BLANKS

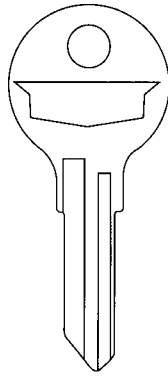
\*These blanks have security dimple on reverse of blade (JT-K101H thru JT-K104H)



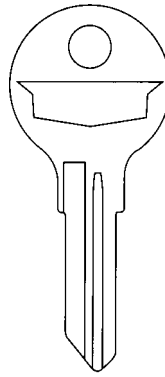
JT-CG16



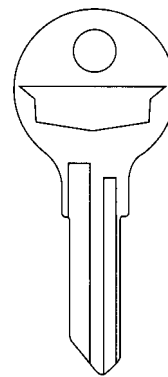
JT-CG22



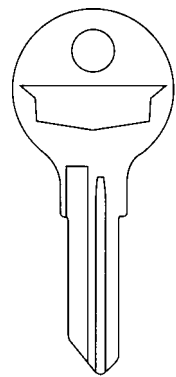
JT-K101  
JT-K101H NP\*



JT-K102  
JT-K102H NP\*

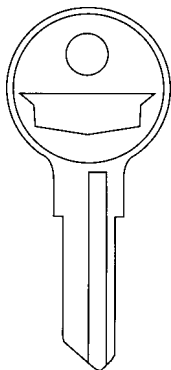


JT-K103  
JT-K103H NP\*

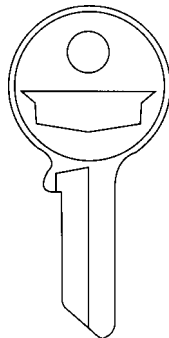


JT-K104  
JT-K104H NP\*

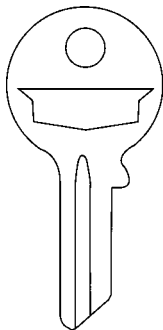
CHICAGO




JT-K100M




JT-KP1



JT-KP2




JT-KP9




JT-CB16 NP JT-CB17 NP

CHICAGO

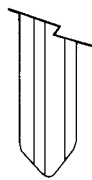
THE CLUB



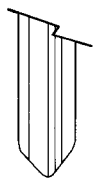
FOR THE CLUB  
CB1



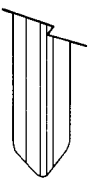
JT-CB2 NP



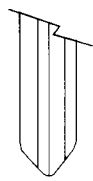
JT-CB3 NP



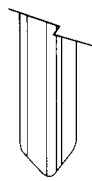
JT-CB4 NP



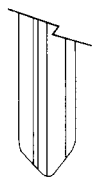
JT-CB5 NP



JT-CB6 NP



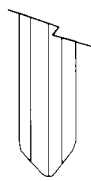
JT-CB7 NP




JT-CB8 NP



JT-CB9 NP



JT-CB10 NP



FOR THE CLUB  
CB11

JT-CB11 NP



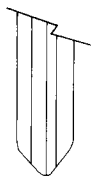
JT-CB12 NP



JT-CB13 NP



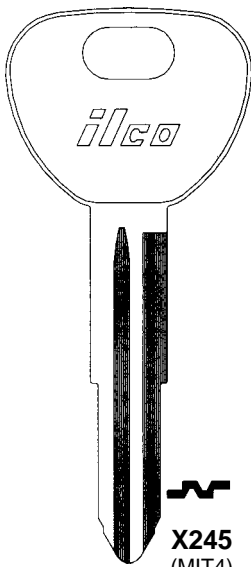
JT-CB14 NP



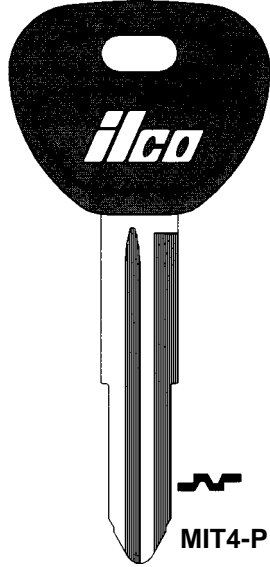
JT-CB15 NP

THE CLUB

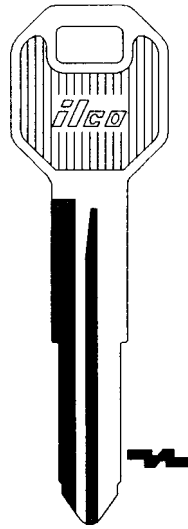
# ILCO DOMESTIC VEHICLE BLANKS



**X245**  
(MIT4)



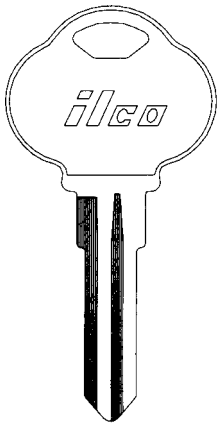
**MIT4-P**



**X229**  
(MIT5)

See pages 1093-1094 for Original blanks  
for Chrysler-Dodge-Jeep by Ilco

## CHRYSLER



**1573A**  
(CLB1)



**1573B**  
(CLB2)



**1573F**  
(CLB6)



**1589J**  
(CLB10)



**1591N**  
(CLB14)



**1573C**  
(CLB3)



**1581G**  
(CLB7)



**1590K**  
(CLB11)



**1591P**  
(CLB15)



**1573D**  
(CLB4)



**1581H**  
(CLB8)



**1591L**  
(CLB12)



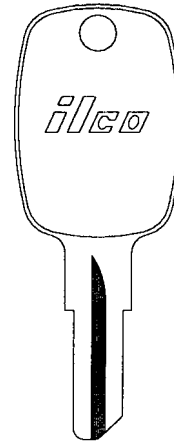
**1573E**  
(CLB5)



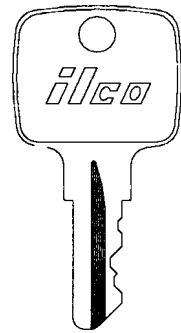
**1589I**  
(CLB9)



**1591M**  
(CLB13)



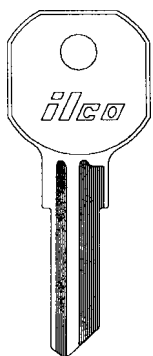
**1098JD**



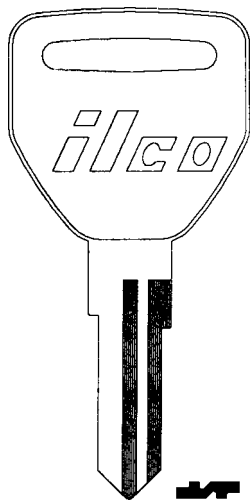
**C1098JD**

## THE CLUB

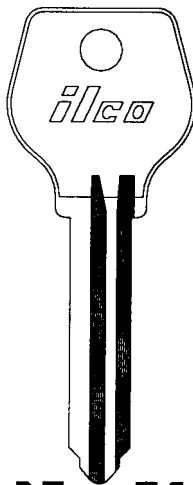
## JOHN DEERE



**1529**



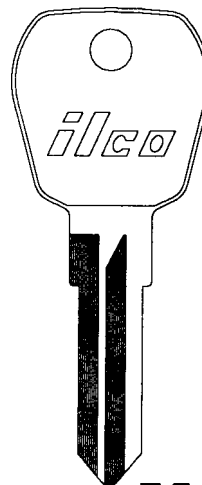
**X169**  
(WB3)



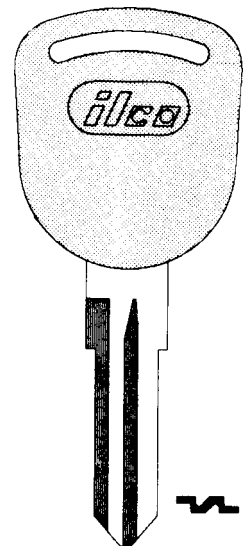
**X4**  
(MZ4)



**X5**  
(MZ5)



**X86**  
(FC7)



**FC7-P**

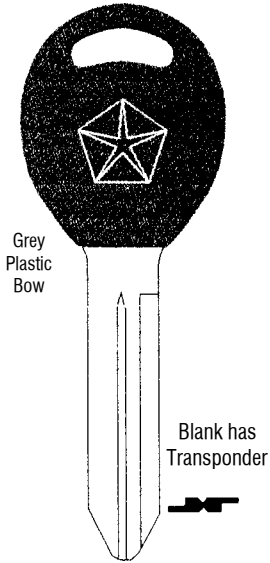
## DELTA TRUCK BOX

## FORD

See pages 1094-1096 for Original blanks  
for Ford-Mercury-Lincoln by Ilco

-P =Plastic Head

# JET DOMESTIC VEHICLE BLANKS




Grey Plastic Bow

Blank has Transponder

**JT-Y160-PHT**

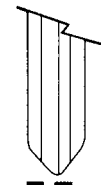

CHRYSLER



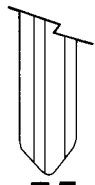
**JT-CB16 NP**

**JT-CB17 NP**

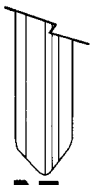
THE CLUB



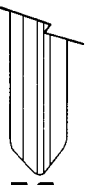
**JT-CB1 NP**



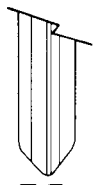
**JT-CB2 NP**



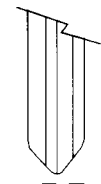
**JT-CB3 NP**



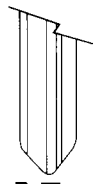
**JT-CB4 NP**



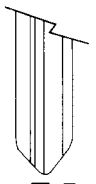
**JT-CB5 NP**




**JT-CB6 NP**



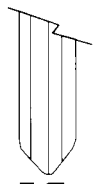
**JT-CB7 NP**




**JT-CB8 NP**



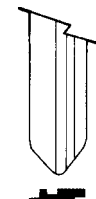
**JT-CB9 NP**



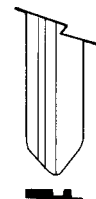
**JT-CB10 NP**



**JT-CB11 NP**




**JT-CB12 NP**



**JT-CB13 NP**

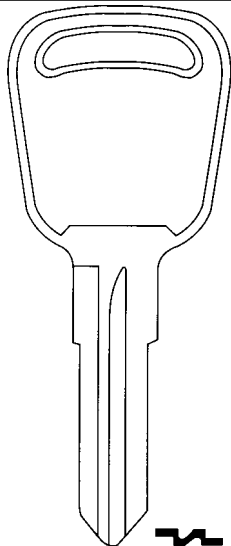


**JT-CB14 NP**

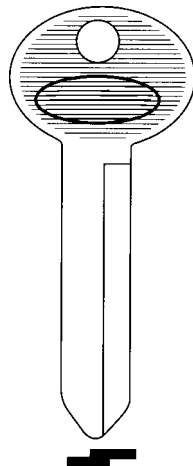


**JT-CB15 NP**

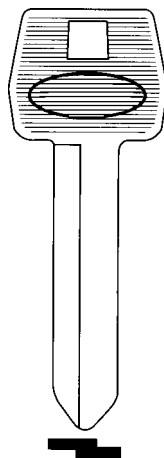
THE CLUB



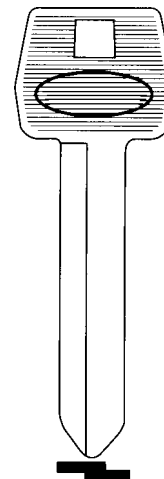
**JT-FC7-NP**



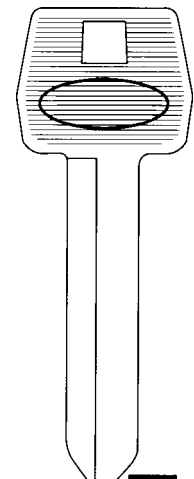
**JT-H50-NP** Nickel Pl.  
**JT-H50-BR** Brass  
**JT-H50-250** 250 pack



**JT-H51-NP** Nickel Pl.  
**JT-H51-BR** Brass  
**JT-H51-250** 250 pack



**JT-H54-NP** Nickel Pl.  
**JT-H54-BR** Brass  
**JT-H54-250** 250 pack



**JT-H60-NP** Nickel Pl.  
**JT-H60-250** 250 pack

FORD