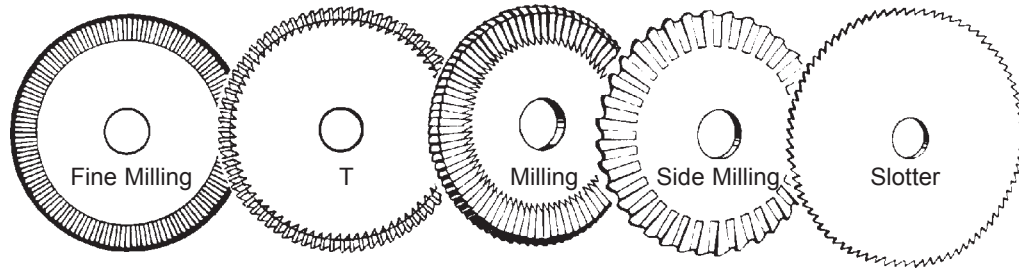


CUTTERS



SLOTTER-Designed to cut flat steel and safe deposit keys.

SIDE MILLING SLOTTER-Designed to cut flat steel and safe deposit keys. This cutter has teeth along its sides so the key machine can widen cuts with a side-to-side cutting motion.

MILLING-The teeth on a milling cutter are formed using a grinding or milling machine operation on the basic cutter blank. Ilco milling cutters are manufactured using high-quality steels and offer greater durability than rotary file cutters.

FINE MILLING-Fine milling cutters are manufactured using the same technique for milling cutters. They feature fine, closely spaced teeth, a smooth cutting action, and greater service life compared to the rotary file-type cutter.

T-Special cutter for side ward cuts on bit keys.

WARD-Special cutter for side ward cuts on bit keys.

END MILL-When used on certain machines, an end mill cutter can mill grooves in keys, or make curved cuts on tubular keys.

STOCK NO.	TYPE	O.D.	THICK.	HOLE	USE	MATERIAL
IL-3FS-HS	Slotter Cutter	2.500"	.055"	.375"	Ilco 2177-ID, 2179-IM, 2175-IA, 178U	H.S.S.
IL-5RF	Fine Milling	2.375"	.187"	.375"	Ilco 2177-ID, 2174-IA, 2175-IA	H.S.S.
IL-6RF	Fine Milling	2.375"	.187"	.375"	Ilco 2179-IM	H.S.S.
IL-8UC	Milling	2.375"	.242"	.375"	Ilco 2178U, 2178UA, 2178UC, 178U	H.S.S.
IL-9MC**	Milling	2.875"	.206"	.500"	Ilco 016, 017, 018	T.S.
IL-9RF	Fine Milling	2.750"	.250"	.375"	Ilco 2177-ID, 2175-IA	T.S.
IL-R9RF	Fine Milling	2.750"	.250"	.375"	Ilco 2179-IM	T.S.
IL-11	Slotter	2.063"	.035"	.500"	Ilco 2196K; Keil 6-1/2	H.S.S.
IL-11MC	Milling	2.250"	.290"	.500"	DL144M, 144MA; Ilco 024; Taylor 144MT-A	H.S.S.
IL-CU11	Milling	3.150"	.196"	.630"	Taylor KD40, KD50, KD71; Borkey, Silca	C.
IL-12	Slotter	2.063"	.045"	.500"	Ilco 2196K; Keil 6-1/2	H.S.S.
IL-12MS	Ward Slotter	1.250"	.055"	--	Ilco 2179-IM, 179-IM	H.S.S.
IL-13	Slotter	2.063"	.072"	.500"	Ilco 2196K; Keil 6-1/2	H.S.S.
IL-13FS-HS	Slotter	2.250"	.045"	.437"	Seagal 815-1815; HPC 6210, 6200, 9310DKM; Taylor KD10	H.S.S.
IL-14	T	2"	.440"	.500"	Ilco 2196K; Keil 6-1/2; Taylor KD10	H.S.S.
			Wide			
IL-14MC	Milling	2.375"	.375"	.375"	Ilco 2178U, 2178UA, 2178UC, 178U; HPC 1200CM	H.S.S.
IL-15FS-HS	Slotter	2.500"	.045"	.375"	Ilco 2177-ID, 2179-IM, 2175-IA	H.S.S.
IL-16CT(C)	End Mill	0.187"	--	--	Ilco 009; Taylor KD90, KD30	H.S.S.
IL-19MC**	Milling	2.875"	.281"	.500"	Ilco 2183DM, 2183HM, 010-006; Keil 1, 1-1/2, 10	H.S.S.
IL-22MC	Milling	2.375"	.375"	.375"	Ilco 2178U, 2178UA, 2178UC, 178U	H.S.S.
IL-23RF	Fine Milling	2.250"	.250"	.500"	Ilco 2184CD, H2584CV, 2585DU, 008,190; DL 145, 145M, 147	T.S.
					149M; HPC 9100, 9110; Taylor KD1, KD5, KD20; Keil 4-1/2, 12-1/2, 13-1/2, 15; Curtis 2000	
IL-X23MC**	Milling	2.375"	.093"	.500"	DL143M,145M; Taylor 145MT-A	H.S.S.
IL-25	Slotter	2.500"	.045"	.500"	Keil 10-1/2	H.S.S.
IL-27-2	Slotter	2.375"	.030"	.500"	Ilco 2585DU; Keil 15-1/2	H.S.S.
IL-28RF	Fine Milling	2.063"	.250"	.500"	Ilco 2196K, Keil 6-1/2	T.S.
IL-30SMS	Side Milling Slotter	2.375"	.030"	.500"	Ilco H2585SMS, 2184CD, 2584CV; HPC 9110: Keil 12S, 12-1/2S,15S, 15-1/2S	H.S.S.
IL-34MC**	Milling	2.250"	.250"	.500"	Ilco 2585DU, H2584CV, 2184CD; Keil 4-1/2 12-1/2, 13-1/2, 15; Cole 1000, 3000, 5000	H.S.S.
IL-37MC	Milling	2.250"	.200"	.500"	Ilco 2184CD, 2585DU; HPC9100, 9110; DL135, 135M, 145, 145M; Taylor KD5	H.S.S.
45SMS**	Side Milling Slotter	2.375"	.045"	.500"	Ilco H2585SMS, H2584SMS, 2184CD; HPC 9110 Keil 12S, 12-1/2S, 15S, 15-1/2S	H.S.S.
IL-CU94	End Mill	0.225"	--	--	KD94	T.S.
IL-SACW1011	Milling	2.375"	.290"	.375"	HPC 1200CM; LAGARD LG1011	T.S.
IL-SACW1012	Milling	2.375"	.375"	.375"	HPC 1200CM; LAGARD LG1011	T.S.
IL-SACW1013	Milling	2.375"	.375"	.375"	HPC 1200CM; LAGARD LG1011	T.S.

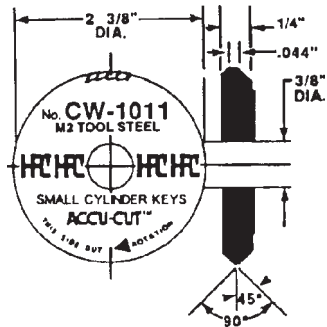
**Available with Titanium Nitride coating. (Add prefix "P")

H.S.S.-High Speed Steel; T.S.-Tool Steel; C.-Cobalt

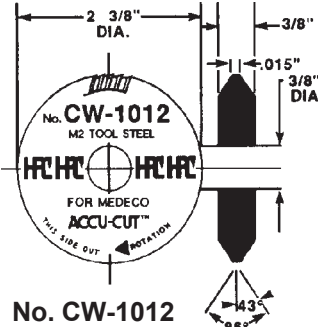
CUTTERS



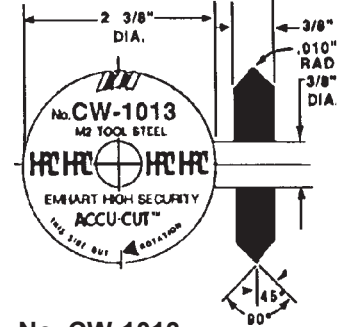
CUTTERS FOR 1200CM SERIES MACHINES



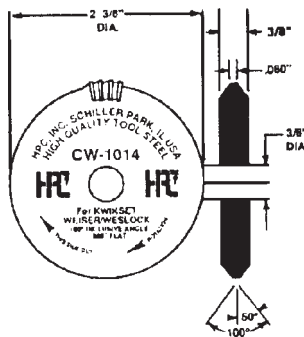
No. CW-1011
Small Cylinder cutter. 90° angle.



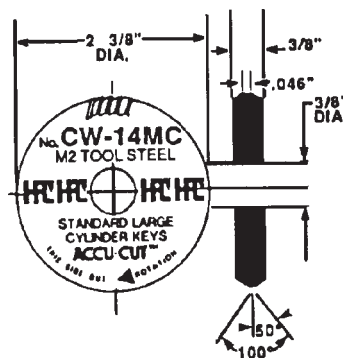
No. CW-1012
Optional milling cutter has angle & pin seat as required for cutting Medeco® High Security keys.



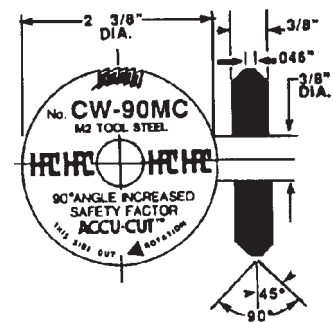
No. CW-1013
The only available cutter offering the exact angle of cut & full "V" pin seat as used on Emhart High Security.



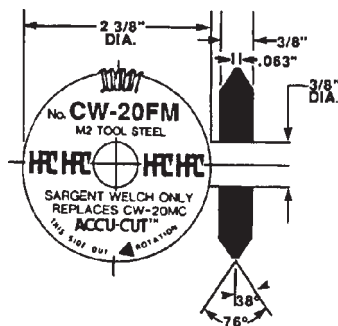
No. CW-1014
(Special Order)
This specially designed cutter has .080 flat for one step cutting of Kwikset, Weslock & Weiser using original pins.



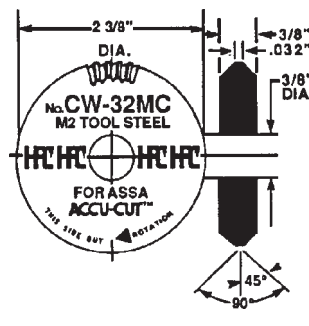
No. CW-14MC
Standard large cylinder cutter. 100° angle.



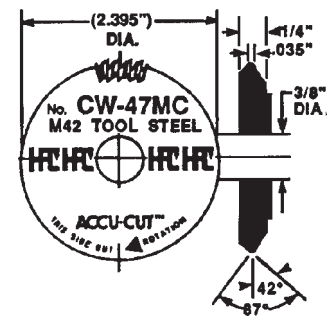
No. CW-90MC
Enables you to cut large cylinder keys with shallow & deep cuts in adjacent positions. 90° angle. For Best, Falcon, Eagle, Arrow, Kaba and I.C. core.



No. CW-20FM
Double angle, flat mill tooth for Sargent. 76° angle.



No. CW-32MC
(Special Order)
Tool Steel cutter for ASSA keys requiring a .032 flat. Specially designed 90° angle.



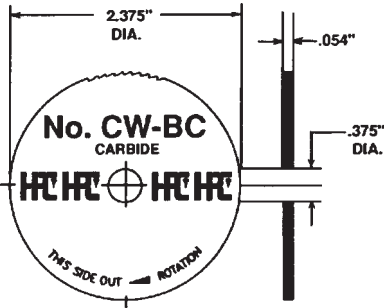
No. CW-47MC
(Special Order)
Tool steel cutter for keys requiring an 87° angle.

CUTTERS

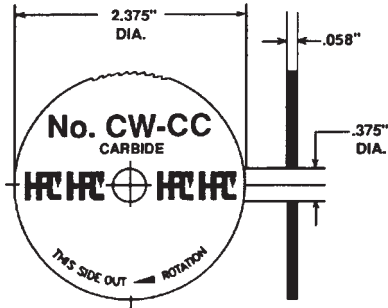


CUTTERS FOR 1200 SERIES MACHINES

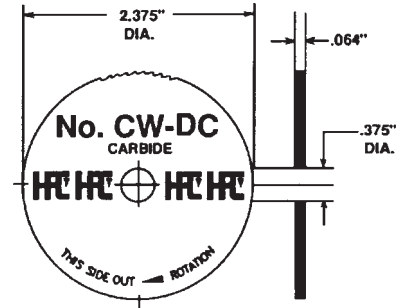
HPC slotter cutters for safe deposit key cutting; such as Mosler, S & G, Yale, Diebold and many more. These cutters are made of high quality carbide and work great with your HPC 1200 Series key machines.



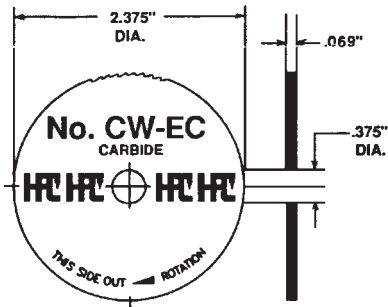
CW-BC
THICKNESS: .054
SUGGESTED USAGE: Yale



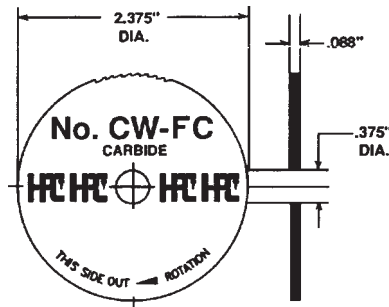
CW-CC
THICKNESS: .058
SUGGESTED USAGE:
S&G, Yale, Lloyd Matheson



CW-DC
THICKNESS: .064
SUGGESTED USAGE: S&G



CW-EC
THICKNESS: .069
SUGGESTED USAGE:
Diebold

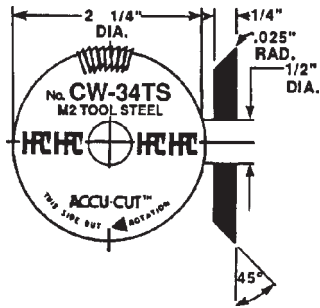


CW-FC
THICKNESS: .088
SUGGESTED USAGE: Mosler

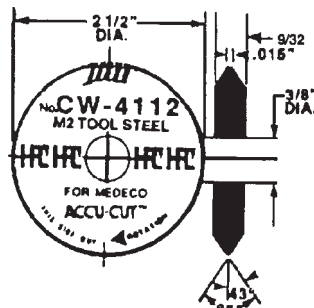
CUTTERS



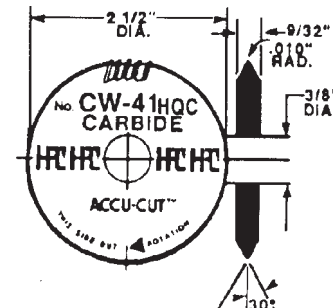
CUTTERS FOR HPC SERIES KEY MACHINES



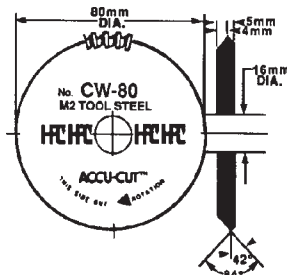
No. CW-34TS



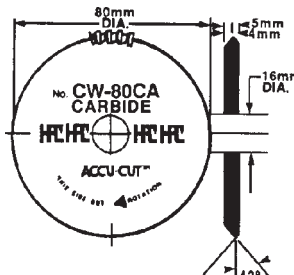
No. CW-4112



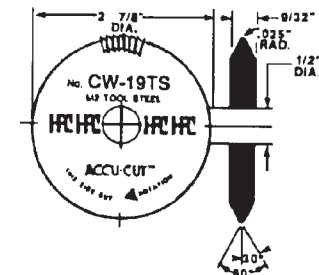
No. CW-41HQC



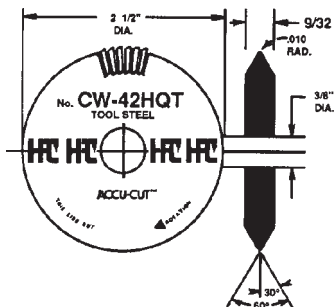
No. CW-80
Special Order



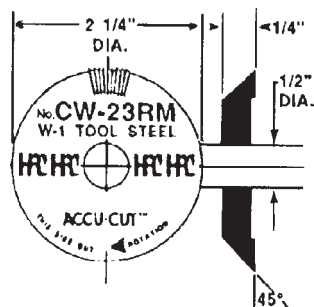
No. CW-80CA
Special Order



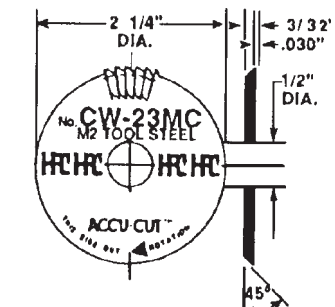
No. CW-19TS



No. CW-42HQT
Special Order

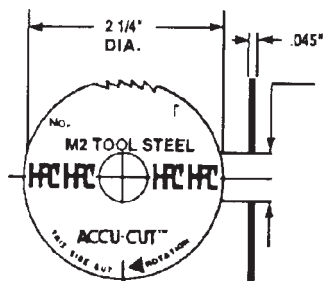


No. CW-23RM



No. CW-23MC

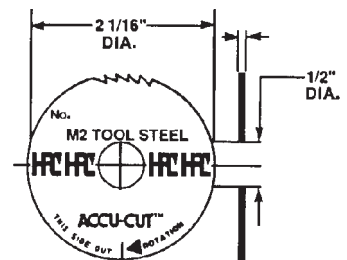
No. CW-16
Hole dia. .500"



No. CW-33
Hole dia. .4375"

No. CW-12
Special Order
Thickness .045"

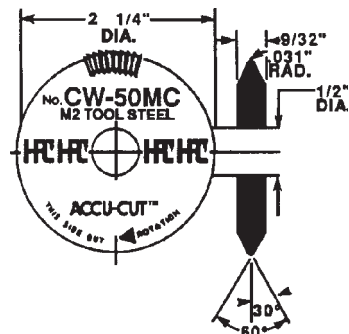
No. CW-13
Special Order
Thickness .072"



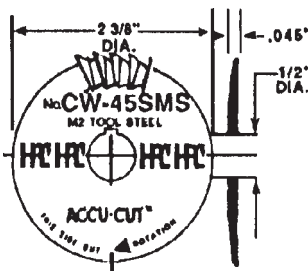
CUTTERS




CUTTERS FOR HPC SERIES KEY MACHINES



No. CW-50MC



No. CW-45SMS



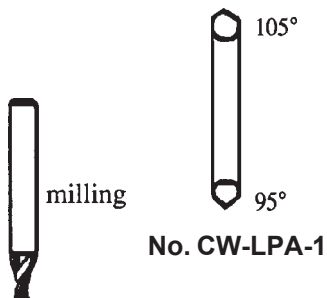
DOUBLE ANGLE CONVERSION KIT

No. CW-51MC

With HPC's Double Angle Conversion Kit you are able to cut from depth keys or duplicate. M2 Tool Steel cutter cuts steel, brass or nickel silver. Fits the following: HPC Speedex®; Taylor KD-1, 2 etc.; Dominion 145, 146; Ilco 2584, 2585; Keil 4, 4-1/2. Replaces the following single angle cutters: 23RF, 26, CU-5, CU-1, 23MC and 34MC. The set includes cutter, tracer, washers and complete instructions.

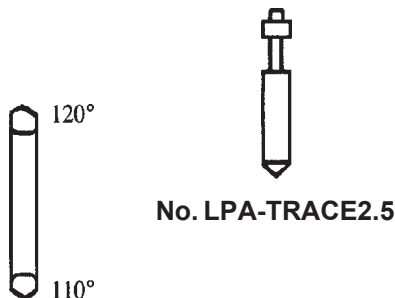
LASERPOINT CUTTERS

(Special Order)



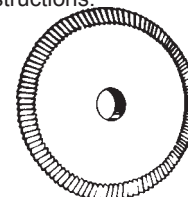
No. CW-LPA-2.5

No. CW-LPA-1



No. CW-LPA-2

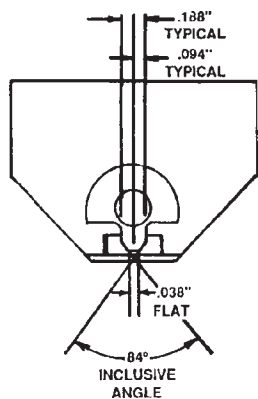
No. LPA-TRACE2.5



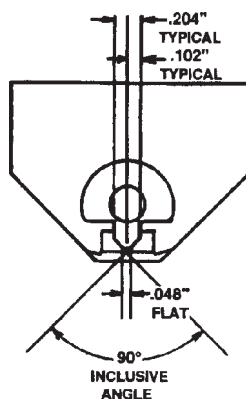
AS-869018

ASSA Twin cutter wheel fro HPC 1200CM. 90°/.032"

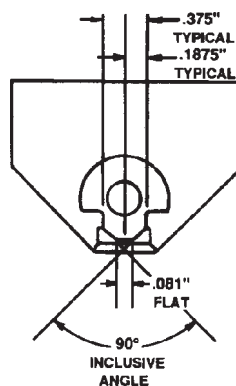
PUNCH MACHINE™ PUNCHES



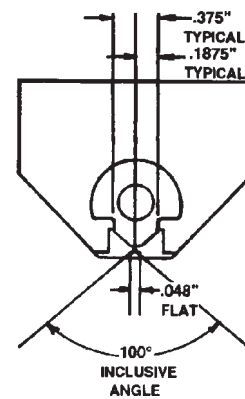
Automotive requiring reduced angle.
No. PCH-47
(Special Order)



Small cylinder
Some automotive
No. PCH-1011



.081 flat for
Kwikset & Weslock
No. PCH-1014



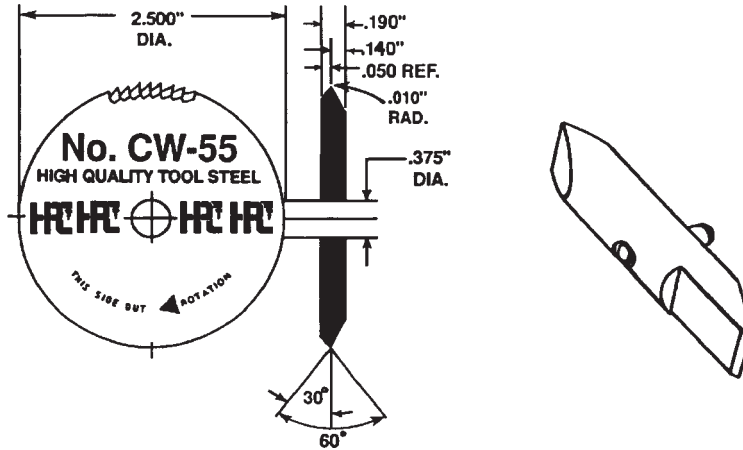
Standard large
cylinder keys
No. PCH-14

CUTTERS

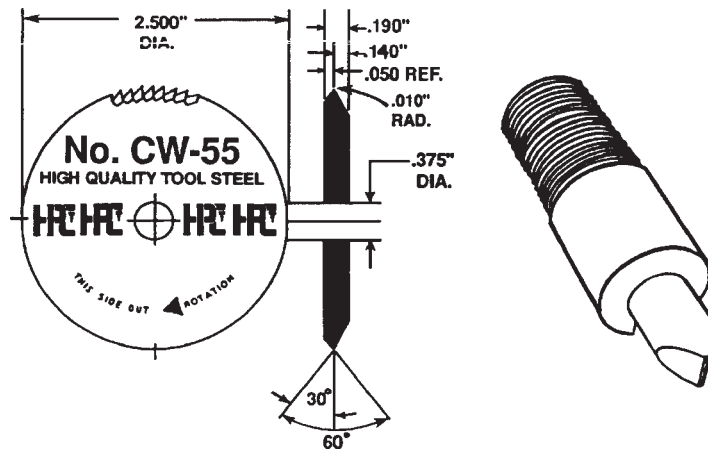


SINGLE ANGLE CUTTERS FOR HPC 3333 & 4444 SERIES KEY MACHINES

With these 2 single angle cutter kits, you will be able to duplicate all close to the shoulder keys, such as single sided GM, Kwikset Titan, various foreign automotive and many other. The CW-55K3 is for the 3333 Series Key Machine and the CW-55K4 is for the 4444 Series Key Machines. Both kits contain a CW-55 single angle cutter and a tracer. Takes only minutes to install.



CW-55K3 For 3333 Trace-A-Key™



CW-55K4 For 4444 Trace-A-Key™