


DOOR STOPS & BUMPERS

CAL-ROYAL



CR-DH25
US3, 26D, DURO
4" Zinc Diecast Drop
Down Door Holder

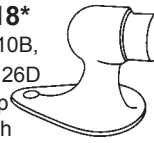


CR-DSHP18
US-3, 26D
Solid Brass Dome
Stop, High Profile.
1-3/4" diameter, 1/2"
thick base.



CR-DSLP4
US3, 4, 10B,
26, 26D
Solid Brass Dome
Stop, Low Profile.
1-3/4" diameter, 1/8"
thick base.

CR-GS118*
US3, 4, 10, 10B,
15, 15A, 26, 26D
Door Stop
2-1/8" high



*w/hanger bolt & wood screw; stud w/
expansion shield; Machine Screw & anchor

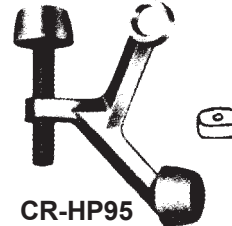
CR-GS119*
US3, 4, 10, 10B,
15, 15A, 26, 26D
Door Stop
2-7/8" high




CR-SBDH5
US3, 10, 10B, 26, 26D
5" Solid Brass Kick
Down Door Holder.
Base 7/8" x 1-3/4"
(Ives #455)



CR-HDFS3
US3, 5, 10B, 15, 15A, 26
3-1/8" Heavy Duty Flexible Door
Stop with screw and metal base



CR-HP95
US-3, 5, 15, 15A, 26
Hinge Pin Stop w/nylon
bushing.



CR-JHP11
US-3, 5, 15, 15A, 26
Jumbo Hinge Pin
Door Stop w/nylon
bushing.



CR-FS89
US3, 5, 15, 15
3" Flexible Door Stop with
fixed screw. Die cast base,
One piece style.




CR-RS92
US3, 5, 10B, 15, 15A, 26,
26D
3" Cast Rigid Door Stop
w/molded screw



CR-SOFS3
US3, 5, 15A, 26
3" Heavy Duty
Flexible Snap on
Door Stop-3 pcs
(Ives #060)




CR-SBRS3
US3, 10B, 15A, 26
3" Solid Brass Rigid
Door Stop
(Ives #64)



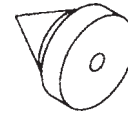
CR-CONWB42
US3, 32D
Convex Wall Stop
2-1/2" Diameter
Projection: 1-3/16",
Toggle & RP.



CR-SWB
US3, 10B, 26, 26D
Solid Brass Wall
Convex Stop.
1" diameter, 1/2"
projection
(Ives #404)



CR-WB26
US3, 10, 10B, 15A, 26, 32D
Concave Wall Stop.
2-1/2" diameter.
Projection: 1-3/16"
Toggle & RP



CR-DSM21
Rubber Door Silencer.
1/2" Dia. 11/16"
Length. For metal
frames
(Sold in bags of 100)

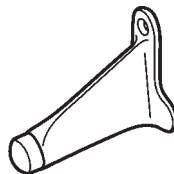


CR-DSW85
Rubber Door Silencer.
3/8" x 3/4" Base, 3/4"
length. For wood
frames
(Sold in bags of 100)

605, 613 discontin-
ued. Call for
closeout price.



DJ-1490
Finishes: 605, 613, 626
Material: Cast Brass. 3-3/4" projec-
tion. **Fastener:** WS, MS, & Plastic
Anchors.



DJ-1492
Finishes: 626
Material: Cast Brass. 3-3/4" projec-
tion. **Fastener:** WS, MS, Exp Shield.



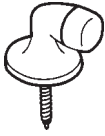
DJ-1508
Finishes: 605, 609, 619, 620, 625
Spring Base. 3" projection.

DON-JO

ZIPF LOCK COMPANY

DOOR STOPS & BUMPERS

DON-JO



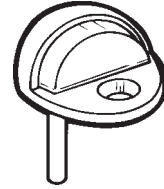
DJ-1430

Finishes: 605, 613, 619, 620, 626
Material: Cast Brass. Base: 1-1/4",
 Height: 1-5/16"



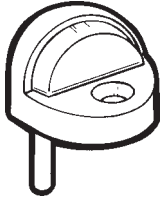
DJ-1432

Finishes: 605, 613, 619, 620, 626
Material: Cast Aluminum. Base: 1-1/4",
 Height: 1-5/16". ANSI L32181.



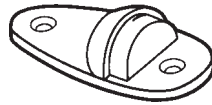
DJ-1440

Finishes: 605, 613, 619, 620, 625, 626
Material: Cast Brass. Low Style. 1/4" h
 x 1-5/8" diam. base. Fastener: WS, MS,
 Exp. Shield & Plastic Anchor. ANSI
 L12141.




DJ-1442

Finishes: 605, 613, 619, 620, 625, 626
Material: Cast Brass. High Style. 1/2" h
 x 1-5/8" diam. base. Fastener: WS,
 MS, Exp. Shield & Plastic Anchor.
 ANSI L12161.



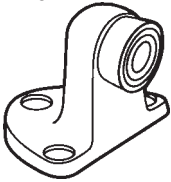
DJ-1443

Finishes: 605, 613, 626
Material: Cast Brass. 1" h x 3/16"
 base thickness. Fastener: WS, MS,
 Exp. Shield & Plastic An-chor. ANSI
 L02141.



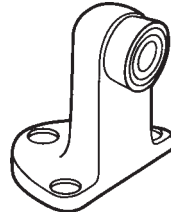
DJ-1444

Finishes: 605, 613, 626
Material: Cast Brass. 1-3/8" h x 1/2"
 base thickness. Fastener: WS, MS,
 Exp. Shield & Plastic Anchor. ANSI
 L02161.



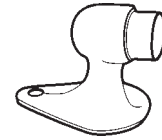
DJ-1448

Finishes: 605, 613, 626
Material: Cast Brass. 1-5/8" projec-
 tion. 2-1/4" x 1-5/8" base. Fastener:
 W/S & Exp. Shield.



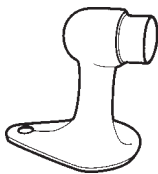
DJ-1449

Finishes: 605, 613, 626
Material: Cast Brass. 2-1/2" projec-
 tion. 2-1/4" x 1-5/8" base. Fastener:
 W/S & Exp. Shield.



DJ-1450

Finishes: 605, 613, 626
Material: Cast Brass, Projection: 2-1/8",
 Base: 2-5/8" x 1-5/8". Fastener: W/S &
 Exp. Shield. ANSI L12131

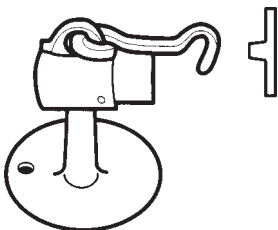
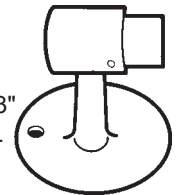


DJ-1452

Finishes: 605, 613, 626
Material: Cast Brass. Projection: 2-3/4",
 Base: 2-1/4" x 1-1/4". Fastener: W/S &
 Exp. Shield. ANSI: L12131.

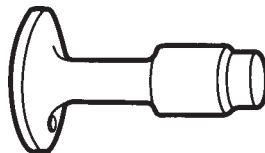
DJ-1471

Finishes: 605, 613, 626
Material: Cast Brass. 2-1/4" base, 3"
 projection. Fastener: WS, MS, Exp.
 Shield & Plastic Anchor.
 ANSI L12131.



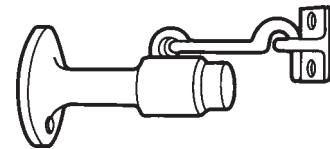
DJ-1473

Finishes: 605, 613, 626
Material: Cast Brass. 2-1/4" base,
 3" projection. Fastener: WS, MS,
 Exp. Shield & Plastic Anchor. ANSI
 L11371.



DJ-1475

Finishes: 605, 613, 626
Material: Cast Brass. 2-1/4" base,
 3-1/2" projection. Fastener: WS, MS,
 Exp. Shield & Plastic Anchor. ANSI
 L12021.



DJ-1477

Finishes: 605, 613, 626
Material: Cast Brass. 2-1/4" base,
 3-1/2" projection. Fastener: WS, MS,
 Exp. Shield & Plastic Anchor. ANSI
 L11351.

©ZIPF LOCK COMPANY

See page 320 for finish descriptions.


DOOR STOPS & BUMPERS

DON-JO



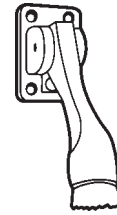
DJ-1455

Finishes: 626, BP
Material: Cast Aluminum. 4" projection.
Fastener: Sheet metal screws. ANSI L11382.



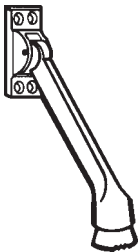
DJ-1465

Finishes: 605, 613, 625, 626
Material: Solid Brass. 4" projection. Fas-
tener: Sheet metal screws. ANSI L11382.



DJ-1466

Finishes: AL, BP
Material: Cast Iron. 4" projection. Fas-
tener: Sheet metal screws.



DJ-1467

Finishes: 605, 613, 626
Material: Solid Brass. 5" projection. Fas-
tener: Sheet metal screws. ANSI L11382.



DJ-1468

Rubber replacement tip.



DJ-1412

Finishes: 605, 613, 626
Material: Cast Brass. Diameter: 2-1/2".
ANSI L12101. Fastener: Plastic Anchor
 & Plastic Dry Wall Anchor.



DJ-1413

Finishes: 605, 613, 626
Material: Cast Brass. Diameter: 2-1/2".
ANSI L12251. Fastener: Plastic Anchor
 & Plastic Dry Wall Anchor.



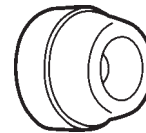
DJ-1400

Finishes: 605, 613, 625, 626
Material: Cast Brass.
Diameter: 1". ANSI L12101.
Fastener: Anchor & screw.



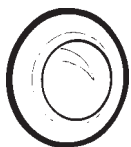
DJ-1401

Finishes: Gray
Material: Rubber. Diameter: 1-13/16".
Fastener: Adhesive.



DJ-1402

Finishes: 626
Material: Solid Brass. Diameter: 1-1/2".
Fastener: SMS & Plastic Anchor &
 Toggler.



DJ-1406

Finishes: 605, 613, 625, 630
Diameter: 2-1/2", Convex Design.
Material: Wrought. ANSI L22101,
 L52101. **Fastener:** Plastic Anchor &
 Plastic Dry Wall Anchor.



DJ-1407

Finishes: 605, 613, 619, 620, 625, 630
Diameter: 2-1/2", Concave Design.
Material: Wrought. ANSI L22251,
 L52251. **Fastener:** Plastic Anchor &
 Plastic Dry Wall Anchor



DJ-1410

Finishes: 626
Material: Cast Brass. Diameter: 3-7/8".
Fastener: M/S & Expansion Shield.

DOOR STOPS & BUMPERS

DOOR STOPS (Residential)—



Flexible Door Stops

Features:

- Utilizes heavy gauge spring to maintain rigid protections.
- Simple to install - only a screwdriver required.
- Rubber tip is replaceable (special order).
- Made from burnished wrought steel.
- Meets design requirements of ANSI/BHMA A156.16.
- Packed disassembled for quick installation.
- Projection: IV-060 3"; IV-061 4".



Stock No. (Specify Finish)

IV-060F 3" Projection

IV-061F 4" Projection

Finishes: 3, 5, 10B, 14

Base Door Stops

- Rubber tip is replaceable (special order).
- Projection: 3-1/8" on brass units. 3-3/16" on aluminum units.
- Made from solid brass, or aluminum.



Stock No. (Specify Finish)

IV-61A 3-3/16" Projection - Alum

Finishes: 3, 5, 10B, 14, 92

IV-61MB 3-1/8" Projection - Brass

Finishes: 3, 5, 10B, 15, 15A, 26, 26D

Hinge Pin Door Stop

- For use on hinged doors where the installation of a standard door stop is not desirable.
- Positive slip proof adjustment.
- Non-marring rubber tips.
- Removable bushings accommodate 1/4" to 5/16" diameter hinge pins.
- Easy installation - only a screwdriver required.
- Made from burnished wrought steel.
- Door Openings Adjustments: From 70° to 100°.



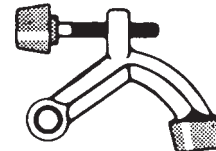
Stock No. (Specify Finish)

IV-69F 70° to 100° opening

Finishes: 3, 10B, 14, 15, 15A

Hinge Pin Door Stop

- For use on hinged doors where the installation of a standard door stop is not desirable.
- Designed for narrow trim installation.
- High quality rubber bumpers - shoulder on stud supports rubber through entire body for engineered cushioning.
- Replaceable, non-marring rubber tips (special order).
- Removable bushings accommodate 1/4" to 5/16" diameter hinge pins.
- Easy installation.
- Made from solid brass, aluminum or epoxy coated aluminum.
- Door Openings Adjustments: 85° to 125° opening



Stock No. (Specify Finish)

IV-70A Aluminum

Finishes: 3, 5, 10B, 14, 92, W

IV-70B Brass

Finishes: 3, 10B, 15, 15A, 26

FLOOR DOOR STOPS & HOLDERS—

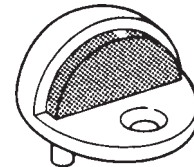
Dome Stop

- For doors without threshold.
- Heavy-Duty Cast Dome Stops constructed of brass, bronze or aluminum.
- Gray, non-marring rubber bumper.
- Packed with wood screw and plastic anchor. Specify Tampin (TPN) or lead expansion shield (LS), if required. - **Special order only.**
- Meets ANSI/BHMA 156.6, L12141 for brass or bronze and L32141 for aluminum.

• Overall Height
1"

Base Height
3/16"

Base Diameter
1-3/4" x 2" Oval



Stock No. (Specify Finish)

IV-FS436

Finishes: 3, 5, 10B, 15, 15A, 26, 26D, 28

©ZIPF LOCK COMPANY

See page 320 for finish descriptions.

DOOR STOPS & BUMPERS

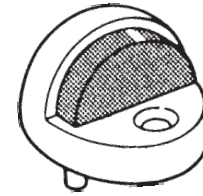
FLOOR DOOR STOPS & HOLDERS— (cont'd)



Dome Stop

- For doors with threshold or undercut doors.
- Heavy-Duty Cast Dome Stops constructed of brass, bronze or aluminum.
- Gray, non-marring rubber bumper.
- Packed with wood screw and plastic anchor, specify Tampin (TPN) or lead expansion shield (LS), if required. - **Special order only.**
- Meets ANSI/BHMA 156.6, L12141 for brass or bronze and L32141 for aluminum.

| | | |
|-----------------------|--------------------|----------------------|
| <u>Overall Height</u> | <u>Base Height</u> | <u>Base Diameter</u> |
| 1-3/8" | 9/16" | 1-3/4" x 2" Oval |



Stock No. (Specify Finish)

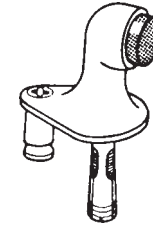
IV-FS438

Finishes: 3, 5, 10B, 15, 15A, 26, 26D, 28

Floor Stops

- Designed to blend well with all types of construction and provide a minimum of hindrance to cleaning efforts.
- Accommodates door undercut up to 1-1/2".
- Heavy-Duty cast brass or aluminum construction.
- Non-marring rubber bumper.
- Packed with expansion shield and tampin.
- Meets ANSI/BHMA 156.16, L12131 for brass and L32131 for aluminum.

| | | |
|-----------------------|--------------------|-------------------|
| <u>Overall Height</u> | <u>Base Height</u> | <u>Base Depth</u> |
| 2-1/8" | 2-7/8" | 1-5/8" |



Stock No. (Specify Finish)


IV-FS441

Finishes: 3, 10B, 15, 15A, 26, 26D

Floor Stops

- Burnished wrought steel.
- Soft, resilient gray rubber.
- For undercut doors up to 1-1/2".
- Packed with screws and plastic anchors.

| | |
|-----------------------|---------------------|
| <u>Overall Height</u> | <u>Base Size</u> |
| 2-5/8" | 1-1/2" W x 2-3/4" L |



Stock No.

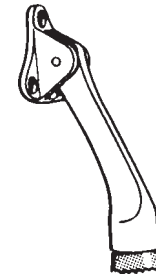
IV-FS434 2C

Finishes: 2C

Kick Down Holders

- Units provide simple hold and release, activated with a touch of the foot.
- Cast brass or aluminum construction.
- Non-marring rubber shoes have corrugated bottoms to provide secure grip and a shank which forms its own thread when screwed into threaded cavity of holder. When worn, shoes are easily replaced (special order).
- Door-to-floor clearances of 2" or less.
- Meets ANSI/BHMA 156.16, L11382 for brass and L31382 for aluminum.

| | | |
|--------------------------------|---------------------|--------------------|
| <u>Door-to-Floor Clearance</u> | <u>Plate Height</u> | <u>Plate Width</u> |
| 2" or less | 1-3/4" | 1-3/4" |



Stock No. (Specify Finish)

IV-FS455

Finishes: 3, 3AL, 10B, 26D, 27/A92

Automatic Door Holders

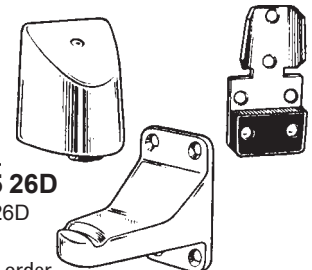
- Automatic door holders ideal for heavy-traffic situations that require a simple, Hold-Open device.
- Cast brass construction.
- Holds door 3-3/4" from wall.
- Recommended installation is holder on door and strike on wall.
- Holder position on door is adjustable.
- Holder is tapered to prevent "child riding".
- Meets ANSI/BHMA 156.16, L11291 for brass.

US3, 4, 10, 10B, 26 Available by special order

Stock No.

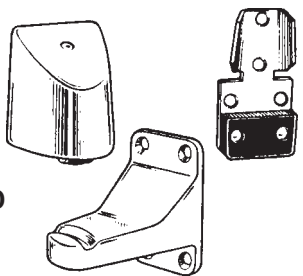
IV-FS495 26D

Finishes: 26D



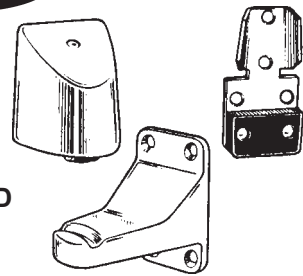
DOOR STOPS & BUMPERS

FLOOR DOOR STOPS & HOLDERS— (cont'd)



Stock No.
IV-FS496 26D
Finishes: 26D

US3, 4, 10, 10B, 26
Available by special order



Stock No.
IV-FS497 26D
Finishes: 26D

Automatic Door Holders

- Cast brass construction.
- For door to floor clearances of 3/8" maximum.
- Meets ANSI/BHMA 156.16, L11301 for brass.

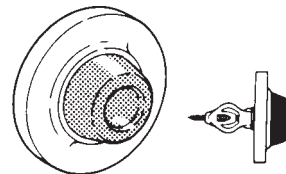
Automatic Door Holders

- Cast brass construction.
- For door to floor clearances of 1" maximum.
- Meets ANSI/BHMA 156.16, L11301 for brass.

WALL BUMPERS—

Concave Rubber Bumper

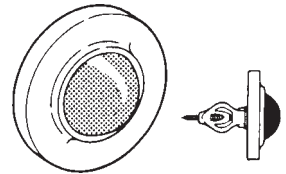
- Constructed in heavy-duty cast brass or aluminum base.
- Special retainer cup makes rubber tamper resistant.
- The IV-WS402CCV unit is designed with a concave rubber bumper which avoids damage to locks with projecting buttons and is packed with screw and drywall anchor.
- IV-WS402CCV meets ANSI/BHMA 156.16 L12251 for brass and L32251 for aluminum.
- Dimensions: Base Diameter: 2-1/2", Base Thickness: 3/8", Projection: 1"



Stock No. (Specify Finish)
IV-WS402-CCV
Finishes: 3, 5, 10B, 26, 26D, 28

Convex Rubber Bumper

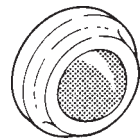
- Constructed in heavy-duty cast brass or aluminum base.
- Special retainer cup makes rubber tamper resistant.
- The IV-WS402CVX unit is designed with a convex rubber bumper packed with screw and drywall anchor.
- IV-WS402CVX meets ANSI/BHMA 156.16 L12101 for brass and L32101 for aluminum.
- Dimensions: Base Diameter: 2-1/2", Base Thickness: 3/8", Projection: 1"



Stock No. (Specify Finish)
IV-WS402-CVX
Finishes: 3, 10B, 15, 15A, 26, 26D, 28

Compact Size Convex Rubber Bumper

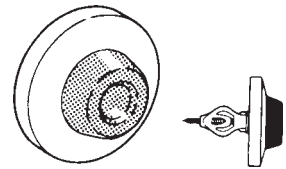
- Constructed in cast brass.
- Compact size.
- Totally concealed mounting discourages vandalism or tampering.
- Unit furnished with grey convex rubber bumper.
- Packed with sheet metal screw, rawl plug and brad.
- Dimensions: Diameter: 1", Projection: 17/32"



Stock No. (Specify Finish)
IV-WS404-CVX
Finishes: 3, 5, 10B, 15, 15A, 26, 26D

Economical Concave Rubber Bumper

- Constructed in sturdy yet economical wrought base of brass, aluminum or stainless steel construction.
- Feature concealed tamper-proof mounting.
- Shipped factory preassembled backplate to reduce installation cost.
- Easy installation by inserting screwdriver through small hole in rubber.
- The IV-WS407CCV unit is designed with a concave rubber bumper which avoids damage to locks with projecting buttons and is packed with screw and drywall anchor.
- IV-WS407CCV meets ANSI/BHMA 156.16 L22251 for brass and L42251 for aluminum, and L52251 for stainless steel.
- Dimensions: Base Diameter: 2-1/2", Base Thickness: 3/8", Projection: 1"



Stock No. (Specify Finish)
IV-WS407-CCV
Finishes: 3, 5, 10B, 15, 15A, 26, 26D, 28, 32D

©ZIPF LOCK COMPANY

See page 320 for finish descriptions.

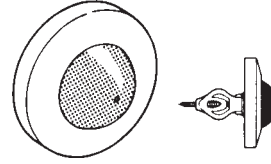
DOOR STOPS & BUMPERS

WALL BUMPERS— (cont'd)



Economical Convex Rubber Bumper

- Constructed in sturdy yet economical wrought base of brass, aluminum or stainless steel construction.
- Feature concealed tamper-proof mounting.
- Shipped factory preassembled backplate to reduce installation cost.
- Easy installation by inserting screwdriver through small hole in rubber.
- The IV-WS407CVX unit is designed with a convex rubber bumper packed with screw and drywall anchor.
- IV-WS407CVX meets ANSI/BHMA 156.16 L22201 for brass, L42101 for aluminum and L52101 for stainless steel.
- Dimensions: Base Diameter: 2-1/2", Base Thickness: 3/8", Projection: 1"

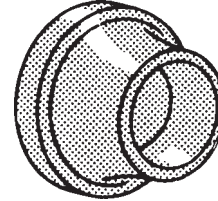


Stock No. (Specify Finish)
IV-WS407-CVX

Finishes: 3, 5, 10B, 15, 15A, 26, 26D, 28, 32D

Adhesive-Backed Rubber Bumper

- Adhesive-backed wall door stop for use on clean, smooth, flat surfaces only.
- Non-marring rubber available in gray or white.
- Concave design permits knob to strike stop without damaging or engaging lock mechanism.
- Dimensions: Base Diameter: 1-7/8", Base Thickness: 3/8", Projection: 1-1/16"



Stock No. (Specify Finish)
IV-411R-W

Finishes: W-White Rubber

WALL STOP—

Wall Stop

- Constructed in brass or aluminum.
- Ideal for interior or exterior use.
- Non-marring rubber tip.
- Furnished with 3 mounting holes for drywall mounting.
- Packed with wood screws.
- Meets ANSI/BHMA 156.16, L12011 for brass and L32011 for aluminum.
- Dimensions: Base Diameter: 2-1/4", Projection: 3-11/16"



Stock No. (Specify Finish)
IV-WS447

Finishes: 3, 10B, 15, 15A, 26, 26D, 28

—FINISHES—

Ives:

| | |
|---------------|--------------------------------------|
| US-3 | Bright Brass, clear coated |
| US-4 | Satin Brass, clear coated |
| US-5 | Antique Brass, clear coated |
| US-10B | Oil Rubbed Bronze |
| US-15 | Satin Nickel, clear coated |
| US-15A | Antique Nickel, clear coated |
| US-26 | Bright Chrome |
| US-26D | Satin Chrome |
| US-27 | Satin Aluminum, clear anodized alum. |
| US-28 | Satin Aluminum, clear anodized. |
| US-32D | Satin Stainless Steel |
| 2C | Zinc Plated |
| 3AL | Plated Bright Brass, clear coated |
| 14 | Bright Nickel Plated, clear coated |
| 92 | Aluminum clear coated |
| W | White Epoxy Coated |

Cal Royal:

| | |
|---------------|-----------------------|
| US-3 | Bright Brass |
| US-4 | Satin Brass |
| US-5 | Antique Brass |
| US-10 | Satin Bronze |
| US-10B | Oil Rubbed Bronze |
| US-15 | Satin Nickel |
| US-15A | Satin Nickel Oxidized |
| US-26 | Bright Chrome |
| US-26D | Satin Chrome |
| US-32D | Satin Stainless Steel |
| DURO | Duronodic |

Don Jo:

| | |
|------------|-----------------------|
| 605 | Bright Brass |
| 609 | Antique Brass |
| 613 | Oil Rubbed Bronze |
| 619 | Satin Nickel |
| 620 | Antique Nickel |
| 625 | Bright Chrome |
| 626 | Satin Chrome |
| 630 | Satin Stainless Steel |
| AL | Sprayed Aluminum |
| BP | Brass Plated |