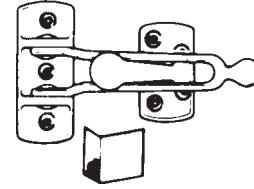


MISCELLANEOUS

DOOR GUARDS



- Solid Bar Door Guard is for use on doors that are flush with frames.
- The solid bar, interlocking with the ball on the strike plate, permits the door to be slightly opened to allow viewing.
- The hinged bar allows the door guard to be positioned 180° away from the door when not in use.
- Edge guard, furnished with cast brass door guards, minimizes the chance for marring the door or frame.
- Strike plate is designed to prevent the solid bar from marring the inside of the door when in use.
- Easy installation.
- Meets ANSI/BHMA A156.16.
- Made from cast brass or cast aluminum.
- Packed with sheet metal screws.
- Dimensions of Cast Brass Door Guard: Strike Plate: 2-5/8" x 1-1/32"; Holder: 1-3/4" x 1-1/16"; Arm Length: 4-3/4"; Edge Guard: 1-1/8" x 1-1/32"
- Dimensions of Cast Aluminum Door Guard: Strike Plate: 2-1/2" x 7/8"; Holder: 2-1/2" x 15/16"; Arm Length: 3-13/16".



Stock No. (Specify Finish)

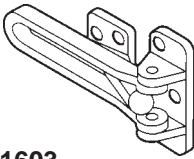
IV-482A Cast Aluminum

Finishes: 3, 26D

IV-482B Cast Brass

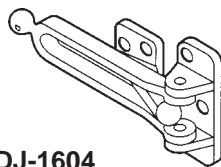
Finishes: 3, 5, 10B, 15, 26, 26D

DON-JO



DJ-1603

Finishes: 605, 625, 626
Material: Aluminum. Edge protector included (1" x 1" x 1/2").
ANSI L33042.

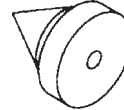


DJ-1604

Finishes: 605, 625, 626
Material: Brass. ANSI L13042.

DOOR SILENCERS

CAL-ROYAL



CR-DSM21

Rubber Door Silencer.
1/2" Dia. 11/16"
Length. For metal frames
(Sold in bags of 100)



CR-DSW85

Rubber Door Silencer.
3/8" x 3/4" Base, 3/4"
length. For wood frames
(Sold in bags of 100)

DOOR VIEWERS

CAL-ROYAL



160° Door Viewer
1/2" Bore

CR-DV90

(plastic lens)
US3, 10B, 15, 26

CR-ULDV160*

(glass lens)
US3, 26

*UL Listed



Door Viewer
9/16" Bore

CR-DV180

180° (plastic lens)
US3, 5, 10B, 15, 26

CR-ULDV200*

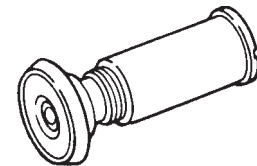
200° (glass lens)
US3, 10A, 26

*UL Listed



One-Way Wide Angle Viewer

- 190° Angle of View.
- Lens projects 1/4" from face of door.
- 4 optical glass lenses.
- For doors 1-3/8" to 2-1/8" thick.
- Solid brass body and barrel.
- Simple installation — only a 9/16" hole required.
- Conforms to ANSI/BHMA A156.16 L23172 and L23222.
- Suggested installation height: 60" from floor.



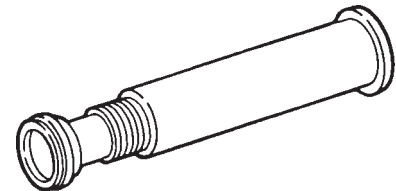
Stock No. (Specify Finish)

IV-698B

Finishes: 3, 26D

One-Way Viewer

- 120° Angle of View.
- For doors 1-3/8" to 2-1/16" thick.
- Secure, tamper-resistant.
- Solid brass body; glass lens.
- Simple installation — only a 1/2" hole required.
- Suggested installation height: 60" from floor.
- Conforms to ANSI/BHMA A156.16 L23173.



Stock No. (Specify Finish)

IV-700B

Finishes: 4, 26D

See page 427 for Cal Royal, Don Jo, Ives finish descriptions.

MISCELLANEOUS

DOOR VIEWERS



DOOR VIEWER

Solid Brass with Optical Glass Lens. Fits 1-3/8" to 2" doors. 160° Viewer, 1/2" diameter.


MAG-8720 Brass



DOOR VIEWER-WIDE ANGLE

Solid Brass with Optical Glass Lens. Fits 1-3/8" to 2" doors. 190° Viewer, 1/2" diameter.

MAG-8724 Brass



DOOR VIEWER

Solid Brass with Optical Glass Lens. Fits 1-3/8" to 2" doors. Super Viewer, 1" diameter.

MAG-8728 Brass

FLUSH BOLTS



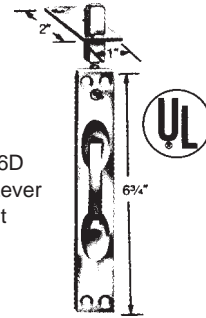
CR-MB86S

US3, 10B, 15, 15A, 26D
6" Brass Flush Bolt
1" throw

CAL-ROYAL

CR-ULFB634

US3, 10B, 15A, 26, 26D
UL Listed Solid Brass Lever
Extension Flush Bolt
1" x 6-3/4"
12" extension



DON-JO

Stock No.	Finishes	Dimensions	ANSI
DJ-1555	626	6-3/4" x 1"	L14251, L14081
DJ-1557	605, 626	6-3/4" x 1"	--
DJ-1640	605, 609, 613, 619, 620, 626	6" x 3/4"	L04201
DJ-1640R	605, 609, 619, 620, 626	6" x 3/4"	L04201



DJ-1555
For Metal
Doors



DJ-1557
For Wood
Doors



DJ-1640
For Wood
Doors



DJ-1640R
For Wood
Doors

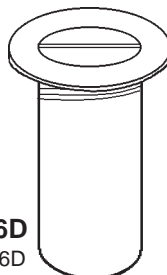
UL Rated

1" bolt throw
1/2" bolt dia.

IVES

Dust Proof Strikes - Threshold Only

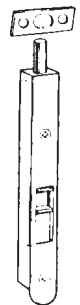
- Designed for use with the bottom bolt of the Ives extension flush bolts on non-fire rated openings. For installation in thresholds up to 1/4" thick.
- 3/4" diameter plunger accepts up to 5/8" diameter round bolts or 1/2" square bolts.
- Can be locked in up position by rotating plunger with screwdriver or coin. Eliminates trapping of spiked heels.
- Made from polished wrought brass.
- Dimensions:
Faceplate: 1-3/8" Diameter
Body: 1-61/64" Overall Depth,
Fits Hole 1-1/16" in Dia.



Stock No.
IV-DP3 26D
Finishes: 26D

Manual Flush Bolt - Rounded Face Plate

- Designed with face plate rounded for simple, one-step router installation.
- Steel bolt head in nylon bushing combined with dual action spring lock to hold bolt projected or retracted provides easy, one-finger operation.
- Economically priced for the volume builder.
- Made from polished wrought brass.
- Dimensions:
Body Size: 3/4" Wide x 6-3/4" Long x 5/8" Deep
Strike Size: 5/8" Wide x 1-1/2" Long
Rod Backset: 3/8"
Diameter of Bolt Head: 5/16"
Throw: 3/4"



Stock No.
IV-260B3
Finishes: 3

©ZIPF LOCK COMPANY