






ILCO CYLINDER KEY BLANKS





L1054K (L54K)





P1054F (P54F)




1176

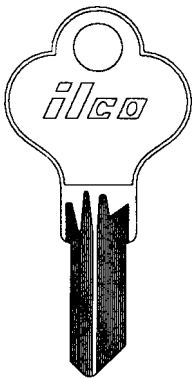




H1054SR

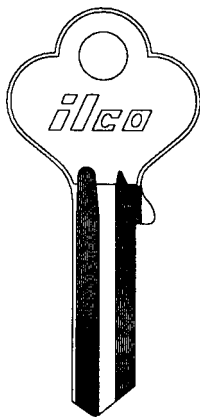
DOMINION

DONNER

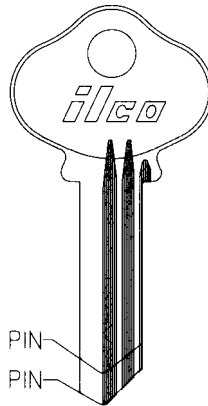
DURA STEEL




1013DL




1013F

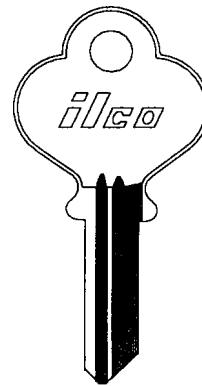


5 PIN
6 PIN


5 pin 1014
6 pin 1014A



EAGLE

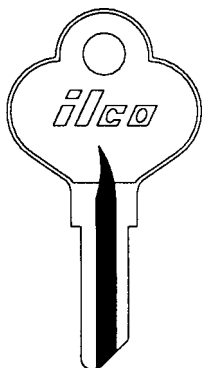



1014D

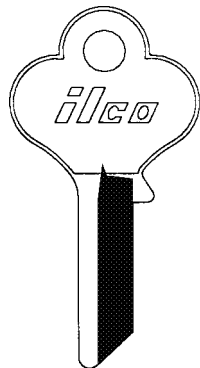


4 PIN
5 PIN

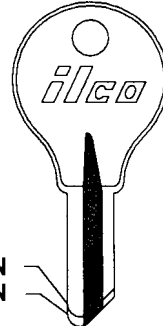
4 pin 1014DS
5 pin 1014DX




1014J




1014K

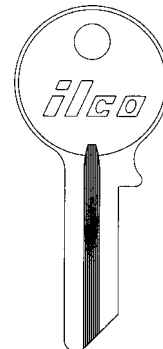


4 PIN
5 PIN

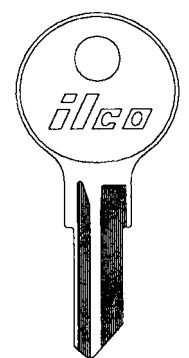
4 pin O1014JS
5 pin O1014J



EAGLE





O1014K



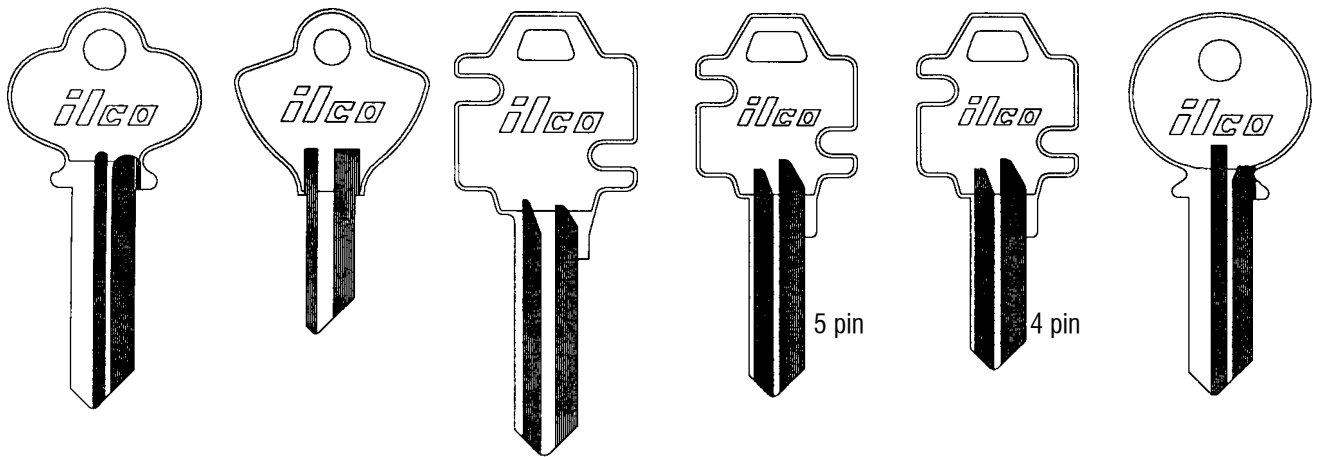

O1014P


O1014S

ILCO CYLINDER KEY BLANKS



4 pin	O1014JM	X1014F(2)	1521	1119	1119S	1096
5 pin	O1014SM	EAGLE		EARLE		ELGIN



1096C	1096EN	1096FL	1096FM	1096FS	1096L
--------------	---------------	---------------	---------------	---------------	--------------

ELGIN

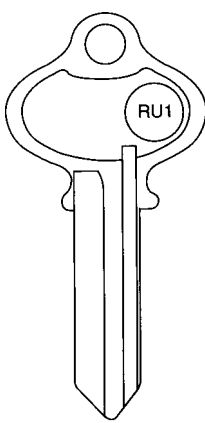
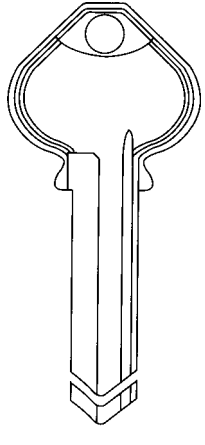
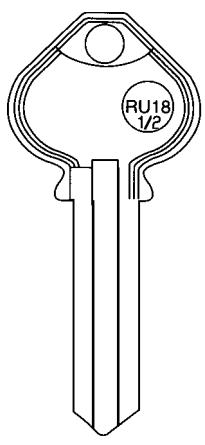
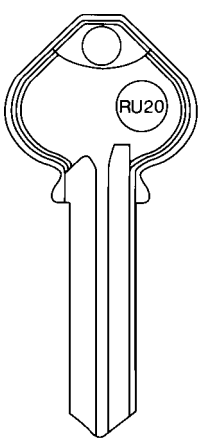
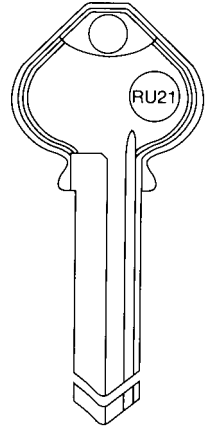
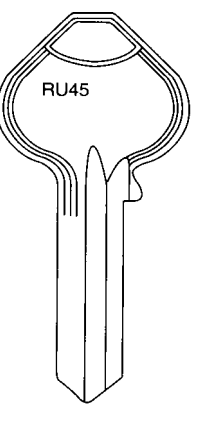


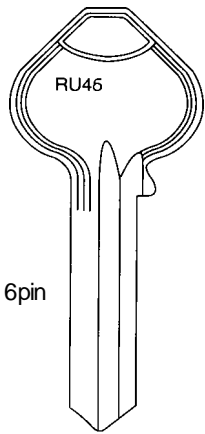
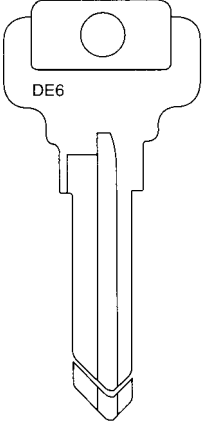
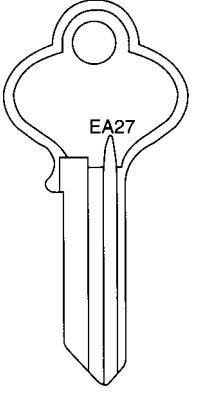
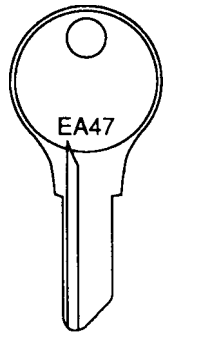
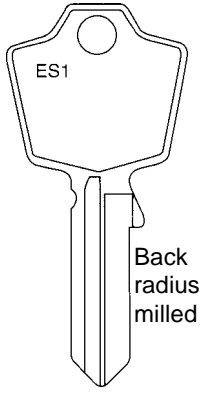
1096NL	C1096C	C1096CN	C1096LN	EB1096K	L1096CN
---------------	---------------	----------------	----------------	----------------	----------------

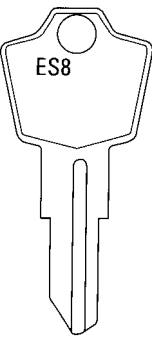
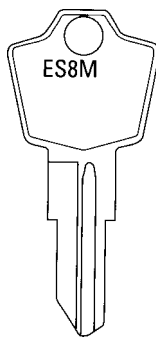
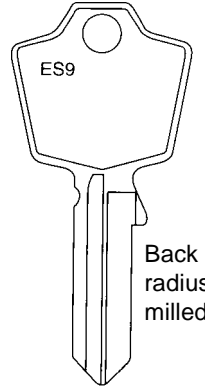
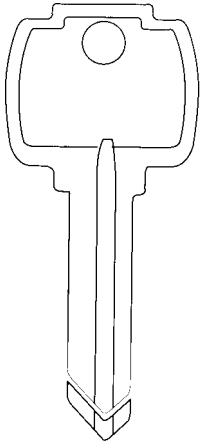
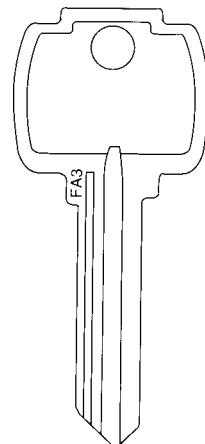
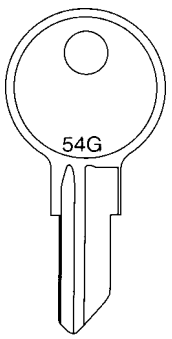
ELGIN

1 - Available in Look Alike, see pages 1070-1072.
 2 - Available in Taylor Line®, see page 1073.
 3 - Available in Bin Pack, see page 1074.

JET CYLINDER KEY BLANKS

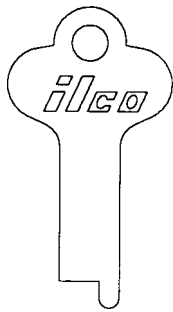
 JT-RU1	 5 pin JT-RU4 6 pin JT-RU16	 JT-RU18-1/2	 JT-RU20	 5 pin JT-RU21 6 pin JT-RU22	 JT-RU45 1 JT-RU45-250 (250 Blanks in Bulk Pack)
CORBIN/RUSSWIN					

 6 pin JT-RU46 1 JT-RU46-250 (250 Blanks in Bulk Pack)	 5 pin JT-DE6 1 JT-DE6-250 (250 Blanks in Bulk Pack) 6 pin JT-DE8	 JT-EA27	 JT-EA47	 Back radius milled JT-ES1
CORBIN/RUSSWIN		EAGLE		ESP


 JT-ES8	 JT-ES8M	 Back radius milled JT-ES9	 5 pin JT-FA1 6 pin JT-FA2	 JT-FA3	 JT-54G
ESP		FALCON		FORT	

1 - Available in Uni Bow Head, see page 1090

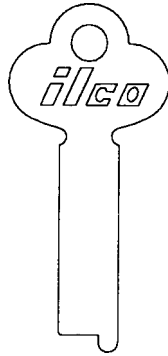
ILCO FLAT STEEL KEY BLANKS




Width .310"-7.9mm
Thick .040"-1.0mm
1214



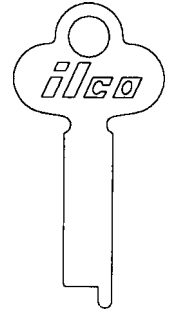
.265"-6.7mm
.050"-1.3mm
1270D



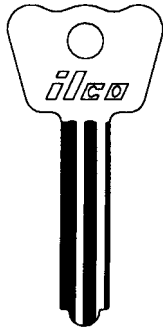
.300"-7.6mm
.060"-1.5mm
1412
EAGLE



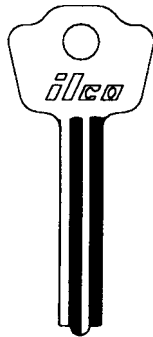
.260"-6.6mm
.050"-1.3mm
1417



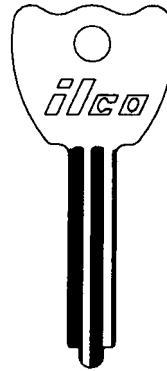
.250"-6.4mm
.060"-1.5mm
1417A



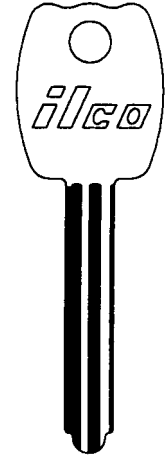
1286B



1286BR



1286C

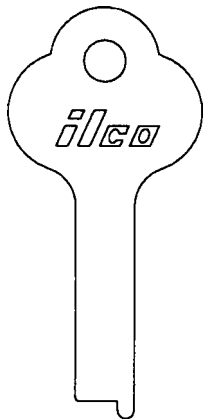


1286E

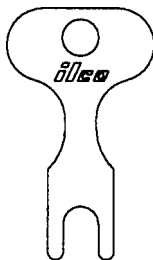
R1286E

N1286 **N1286R**

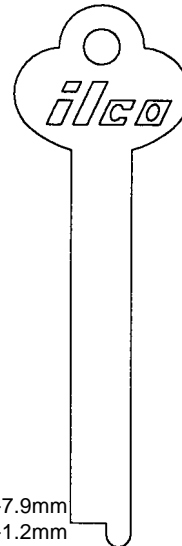
MASTER



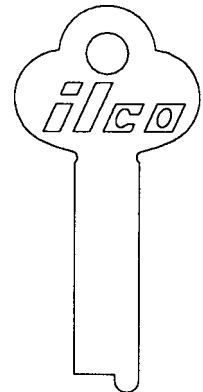
Width .300"-7.6mm
Thick .060"-1.5mm
1332S
MEDART



.340"-8.7mm
.060"-1.5mm
1425
SWITCH KEY

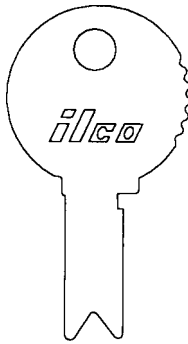


.310"-7.9mm
.050"-1.2mm
1221AL
YALE



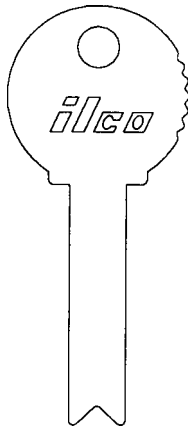
.335"-8.5mm
.060"-1.5mm
01223

SPECIALTY KEY BLANKS



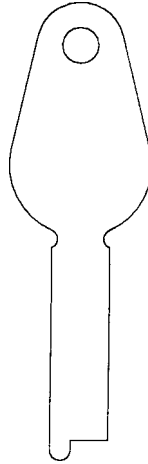
BRASS
Width .300"-7.6mm
Thick .085"-2.2mm

1033D



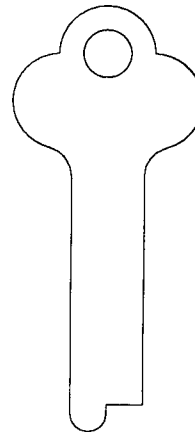
BRASS
Width .295"-7.5mm
Thick .085"-2.2mm

1033F



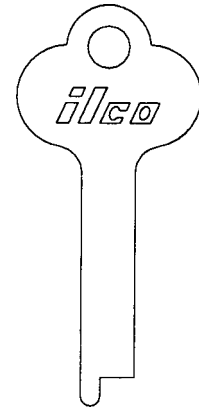
NICKEL SILVER
Width .300"-7.6mm
Thick .060"-1.5mm

1033A



NICKEL SILVER
Width .375"-9.5mm
Thick .050"-1.3mm

S1306A



NICKEL SILVER
Width .275"-7.0mm
Thick .050"-1.3mm


1322S

Width
Thick

BELL LOCKER, CABINET LOCK & DUDLEY

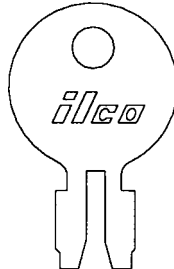
DURAND LOCKER

EAGLE



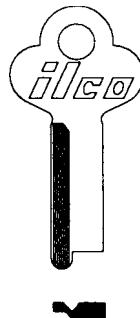
STEEL
Width .365"-9.3mm
Thick .050"-1.3mm

1416




STEEL

666



BRASS

1013G



BRASS

1013GR



STEEL

LU1

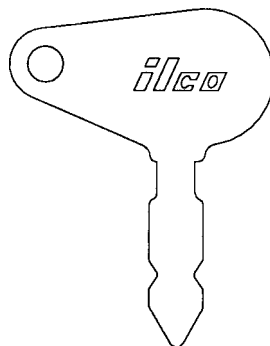
Width
Thick

EAGLE

GAS & COMBINE

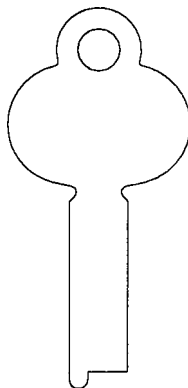
GERSTNER TOOL BOX

LUCAS



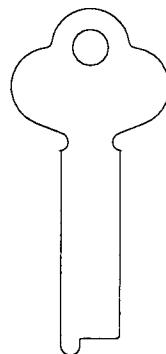
STEEL

LU2



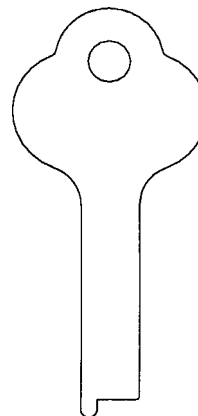
NICKEL SILVER
Width .300"-7.6mm
Thick .060"-1.5mm

1303S



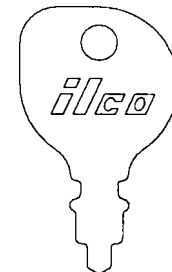
NICKEL SILVER
Width .305"-7.8mm
Thick .060"-1.5mm

1326



NICKEL SILVER
Width .300"-7.6mm
Thick .060"-1.5mm

1332



STEEL

1148

Width
Thick

LUCAS

LYONS

MEDART

POLARIS