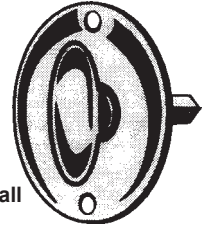



# KNOBS, ROSES & SPINDLES

## —SOLID BRASS OVAL/ROUND PLATE—



**progressive**



Stock No. Finish  
**PG-75** US-3, 26D

Solid brass oval plate with bit key hole. 1-3/4" x 1-1/8" oval escutcheon. Packaged two plates per poly bag.

Stock No. Finish  
**PG-76** US-3

Solid brass oval plate with thumb turn. 1-3/4" x 1-1/8" oval escutcheon. Turn piece has 3/16" square tail. Packaged one per poly bag.

\$-Discontinued. Call for closeout price

Stock No. Finish  
**\$PG-77** US-3


Solid brass round plate with thumb turn. 2-1/4" round escutcheon. Turn piece has 3/16" square tail. Packaged one per poly bag.

## TRIM PLATES



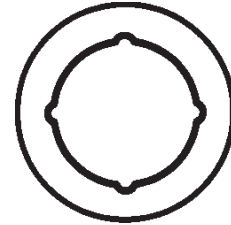
Stock No. Finish  
**IL-213-04-51** Satin Brass

Wrought Steel construction. Plate measures: 7" x 2-1/4". Key to spindle hub measures: 2-1/4" (centers). 2 per package. Sold by the package.



## SCAR PLATES

**DON-JO**



3-1/2" O.D.

Stock No. Finish  
**DJ-SP135** 605, 609, 630

Scar plate used to convert 2-3/8" to 2-3/4" backset. Fits under rose of key-in-knob or deadbolt locks.

## **progressive** SOLID BRASS MARLBOROUGH PLATE 7-1/2" x 2-1/4"



\$-Discontinued. Call for closeout price


Stock No. Finish  
**\$PG-4001** US-3, 4

Knob bearing only.

# KNOBS, ROSES & SPINDLES


## progressive

### —SOLID BRASS TRADITIONAL BROAD BEVEL PLATE— 7" x 2-1/4"




**Stock No.** PG-2000    **Finish** US-3

Knob bearing and key slot.  
Standard distance between  
holes is 2-1/4"



**Stock No.** PG-2001    **Finish** US-3, 4


Knob bearing only.



**Stock No.** \$PG-2002    **Finish** US-4, 26D

Knob bearing and cylinder  
hole. Standard distance be-  
tween holes is 3-11/16" C to  
C.

\$-Discontinued.  
Call for closeout  
price




**Stock No.** PG-2003    **Finish** US-3, 4, 26D

Knob bearing and turn piece.  
Distance between holes is  
2-7/16" C to C.

#### FINISHES:

**US-3** Polished Brass  
**US-4** Satin Brass  
**US-26D** Satin Chrome

### —SOLID BRASS TRADITIONAL BROAD BEVEL PLATE— 10" x 2-3/4"



**Stock No.** PG-2021    **Finish** US-3

Knob bearing only.



**Stock No.** \$PG-2022    **Finish** US-3, 4

Knob bearing and cylinder  
hole. Standard distance be-  
tween holes is 3-11/16" C to  
C.

\$-Discontinued. Call for  
closeout price



**Stock No.** \$PG-2024    **Finish** US-3

Push plate with four screw  
holes only.

# KNOBS, ROSES & SPINDLES

## progressive

### —SOLID BRASS RUSSWIN-CORBIN BROAD BEVEL PLATE—

9" x 2-1/2"



**FINISHES:**  
**US-3** Polished Brass  
**US-4** Satin Brass

\$-Discontinued. Call for closeout price

**Stock No.** **Finish**  
**\$PG-3001** **US-4**  
 Knob bearing only.



\$-Discontinued. Call for closeout price

**Stock No.** **Finish**  
**\$PG-3002** **US-3**  
 Knob bearing and cylinder hole.  
 Distance between holes is 3-5/8" C to C.



**Stock No.** **Finish**  
**\$PG-3003** **US-3**  
 Knob bearing and turn piece.  
 Distance between holes is 2-7/16" C to C.



Straight Spindle



Swivel Spindle



Swivel Spindle w/holes



Split Spindle

<b>Stock No.</b>	<b>Spindle Type</b>	<b>Thickness</b>	<b>Length</b>	<b>tpi*</b>
<b>SP-760-11</b>	Split Spindle	9/32"	2-5/8"	20
<b>SP-760-14</b>	Straight Spindle	9/32"	4-1/2"	18
<b>SP-760-16</b>	Swivel Spindle	9/32"	4-3/4"	18
<b>SP-760-17</b>	Swivel w/holes	9/32"	6"	18
<b>SP-760-18</b>	Split Spindle	9/32"	2-5/8"	18

\*tpi - Threads per inch.

## progressive

### STEEL SPINDLES WITH 10-24 TAPPED HOLES

#### Miscellaneous Spindles - 20 TPI



#### **PG-45-20-RTP**

20 TPI swivel spindle 9/32" square x 4-3/4" long. Two 3/8" removable centers with tapped holes 10-24.



#### **\$PG-45-20-STP**

20 TPI swivel spindle 9/32" square x 4-3/4" long. Two 3/8" solid centers with tapped holes 10-24.

\$-Discontinued. Call for closeout price

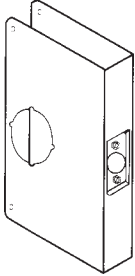
# MODERNIZATION KITS

## WRAP-AROUND PLATES

# DON-JO

### CLASSIC WRAP-AROUNDS

- Built-in Stainless Steel Threaded Inserts • Improved Heavy Duty Trim Screws •
- Permanent Holding Power Eliminates Loosening of Latch Mounting Screws •



• **FOR LOCKS WITH EXTENDED OR CONVERTED BACKSETS**

Stock No.	Finish	Backset	Thickness	Size
DJ-CW-33	S	3-3/4"	1-3/4"	5-1/2" x 9"
DJ-CW-55	AB, PB, S	5"	1-3/4"	6-1/2" x 9"

- AB** Antique Brass
- BZ** Satin Bronze
- PB** Polished Brass
- S** Stainless Steel
- 10B** Oil Rubbed Bronze

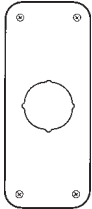
**NOTE**-Security Strikes are recommended with these products. See pages 511-513.

## REMODELER PLATES

# DON-JO

- 605** Polished Brass
- 609** Antique Brass
- 630** Stainless Steel

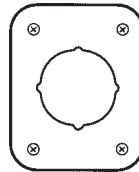
For modernizing or decorating



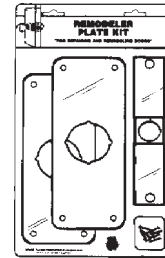
**DJ-RP13509**  
 Finishes: 605, 609, 630.  
 Size: 3-1/2" x 9"



**DJ-RP13515**  
 Finishes: 605, 630.  
 Size: 3-1/2" x 15"



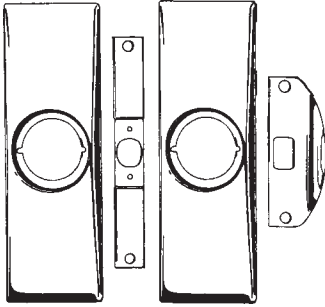
**DJ-RP13545**  
 Finishes: 605, 609, 630.  
 Size: 3-1/2" x 4-1/2"



**DJ-RPK109**  
 Finishes: 605, 630.  
 Kit contains: (2) RP-13509


# MODERNIZATION KITS

## Kwikset



### KW-214 CP US-3

Large Modernization Kit. 3-1/2" x 10-1/2". Includes: 2 large trim plates, latch & strike plate.

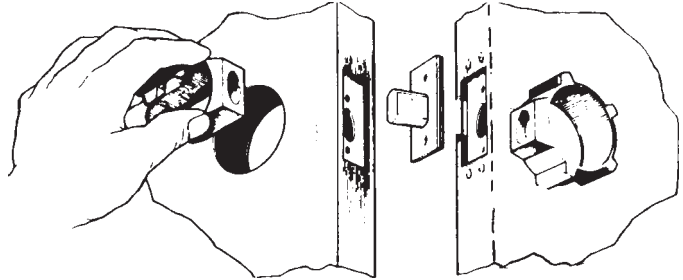


### KW-215 CP US-3

Small Modernization Kit. 7-1/4" x 3-3/8". Includes: 2 small trim plates, (KW-249 below) latch & strike plate.

## AMES

**DEADBOLTS & KNOB LOCKS FIRMLY ANCHORED IN HOLLOW METAL DOORS USING THE AMES DOOR & LOCK SUPPORTS**



**Stock No.    Description**

**ADLS**        For 1-3/4" doors

**BOLT CONE** holds and centers deadbolt or latch bolt — eliminates bolt wobble and loose or broken faceplates screws.

**LOCK SUPPORT** serves as dust cover to maintain clean, free working lock.

**BOLT CONE & PERIMETER LUGS** support door when lock is securely tightened on door.

**DEADBOLTS** which can be used in 2-1/8" holes: Schlage B600 Series, Corbin/Russwin, Kwikset, Arrow, Sargent, Weslock, Schlage 400 Series, and Master with mounting plates.

**FACE PLATE BRACKET** installed by locksmith. Not used with drive-in bolt.

**SIMPLE INSTALLATION.** Fold & insert into 2-1/8" hole. PATIENT applied for.