



FILE CABINET LOCKING BARS

ABUS

There is a rolling design change on the bar. The new bar has a powder-coated finish and knob in center of bar for easy and smooth operation.



NUMBER	LENGTH
ML-1	11"
ML-2	21-1/2"
ML-3	33-1/2"
ML-4	45"
ML-5	56"

Stock # & number of drawers are the same.

Multi-point locking design

Red inner slide bar interlocks with specially designed locking lug hinge at each drawer opening when in locked position. This multiple point locking principle eliminates torque on the bar usually found in devices that lock at the top and bottom position only.

Spring-open action

A slight upward motion of the red inner slide bar releases all lock points, permitting the built-in spring-loaded hinge to swing bar clear of drawer openings. Engineered to give sufficient clearance for unrestricted access to adjacent files when locked or unlocked.

No storage—accident—damage problem

Since Multi-Lock bars become an integral part of the file and swing clear of drawer openings, they solve the problem of storing heavy, dangerous bars in the office.

Simple installation

Can be installed with blind rivets provided or steel metal screws*. Whichever method is used, the integrity of the fastener is protected, since the points of attachment are completely covered by the bar in the closed position, effectively preventing surreptitious entry. Multi-Lock can be installed without opening the file or disturbing the contents—in a matter of minutes.

Drill upper rivet hole(#20 — .161 diameter) 2-3/8" down and 1/4" over from the upper drawer opening. Insert and set rivet to hold bar in place. Use hinges as locators for other holes. Drive rivets home while keeping hinges firmly in place against file.

The inner slide bar can be reversed to permit installation on either right or left side of file cabinet(normally supplied for left side installation). *If installation with sheet metal screws if preferred, use #8 X 3/8" pan head, type A.

SPECIFICATIONS

Constructed of heavy 16-gauge formed steel. Chrome plated. Inner slide bar finished in red thermosetting acrylic enamel. All hinges and locking lugs are of 16-gauge steel. Chrome Plated. 5/32" diameter cherry rivets supplied.

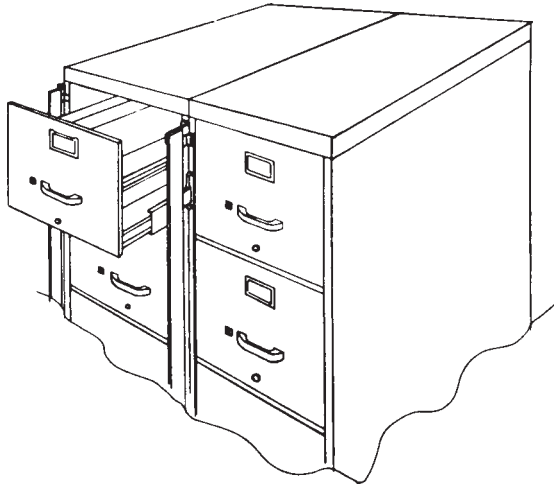
©ZIPF LOCK COMPANY

FILE CABINET LOCKING BARS

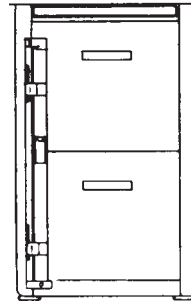


SWING-A-WAY

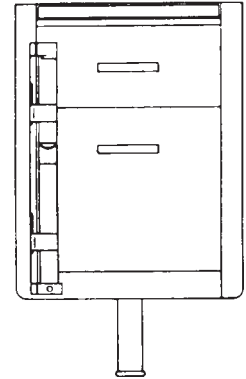
There are no clutter problems with the self-contained Swing-A-Way Locking Bar. The bar remains permanently on the file whether or not the file is in use. Heavy duty cold rolled steel gives the Swing-A-Way Locking Bar strength where it is needed. The bars are cadmium plated to permit their use with any color combination. Red signal tape is attached to the backside of each bar to prevent scratches on painted surfaces and to indicate when the bar is in an open position.



**FULL HEIGHT
DESK PEDESTAL**



**REGULAR
DESK PEDESTAL**

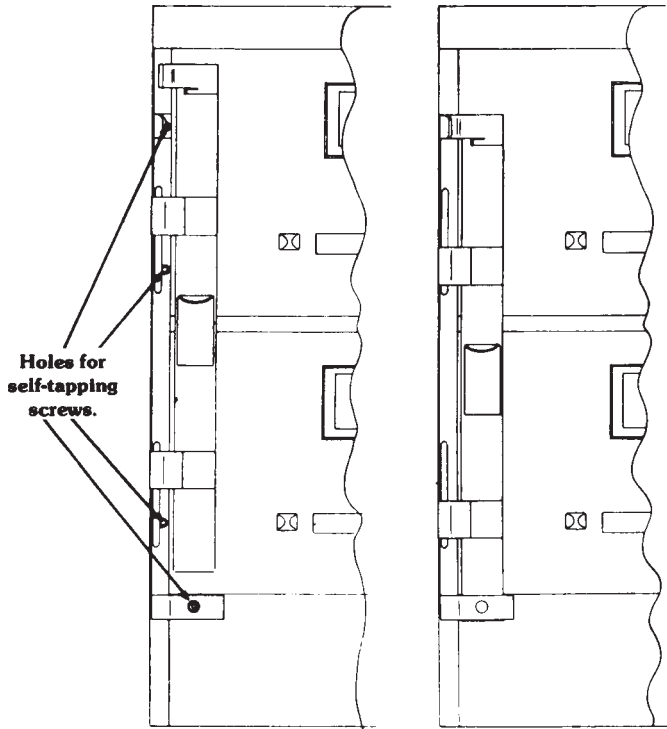


Installed on left side of all filing cabinets. Will not interfere in any way with adjoining files. Available to fit 2, 3, 4 or 5 drawer files.

DRAWING #1

DRAWING #2

Swing-A-Way Locking Bars may be ordered for either full height pedestals or regular pedestals. As with filing cabinets, Locking Bar is installed on left side of the desk pedestal.



INSTALLATION

To install—place locking bar as shown in Drawing #1. Drill holes in file or desk pedestal to coincide with holes in the bar. Drill size 7/64" should be used to drill holes for #6 self-tapping screws(enclosed). After screws have been installed and the bar moved to the locked position, the screw heads are inaccessible as shown in Drawing #2.



DRAWING #3

The above drawing shows the locking bar in an open position. Note the positive stop which holds the unlocked bar in position while file or desk is in use.



DRAWING #4

Above drawing shows bar in locked position ready to receive padlock.

<u>Left Hand</u>	<u>Right Hand</u>		<u>Description</u>
<u>Stock No.</u>	<u>Stock No.</u>	<u>Length</u>	
FB-1L	FB-1R	18-3/4"	For desk drawers
FB-2L	FB-2R	23-1/2"	For 2 drawer cabinets
FB-3L	FB-3R	33"	For 3 drawer cabinets
FB-4L	FB-4R	49-1/2"	For 4 drawer cabinets
FB-5L	FB-5R	55"	For 5 drawer cabinets