

MISCELLANEOUS

CABINET/CLOSET HARDWARE

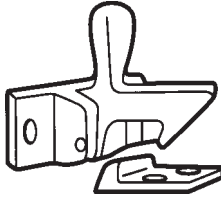
CAL-ROYAL

CR-DIFP218

- US3, 5, 15, 15A, 26, 26D
 Drive in
 Finger Pull
 2-1/8" Dia.
 No nails



DON-JO



DJ-1590

- Finishes:** 605, 625
Material: Cast.

IVES

- 4 per bag.
 Sold by the bag

Finger Pull

- Ideal for use on sliding doors.
- Easy installation.
- Made from wrought brass.
- Conforms to design requirements of ANSI/BHMA A156.9 B22201 and A156.14 D2781.
- Dimensions: Inside Cup Diameter: 3/4"; Overall Diameter: 1"; Depth: 5/16"



Stock No. (Specify Finish)

IV-218BB

- Finishes:** 3, 15, 15A, 26

Flush Pull

- Low profile makes this pull ideal for louvered, bi-folding or wardrobe doors.
- Extra deep recess and reverse tapered grip provide for ease of pulling and gripping.
- Made from wrought brass.
- Conforms to design requirements of ANSI/BHMA A156.9 B22201 and A156.14 D2781.
- Dimensions: 1-5/16" H x 3-1/8" W x 7/16" D.

IVES



Stock No. (Specify Finish)

IV-22B

- Finishes:** 3, 10B, 15, 15A, 26, 26D

Flush Pull

- Ideal for use on sliding doors.
- Built-in prong design eliminates the need for screws or brads and facilitates installation.
- Packed with two escutcheon pins for added holding power.
- Made from wrought brass.
- Conforms to design requirements of ANSI/BHMA A156.9 B22201 and A156.14 D2781.
- Dimensions: Inside Cup Diameter: 2-1/8"; Overall Diameter: 2-7/16"; Depth: 7/16"

IVES



Stock No. (Specify Finish)

IV-221B

- Finishes:** 3, 5, 10B, 15, 15A, 26, 26D

Flush Pull

- Low profile makes this pull ideal for louvered, bi-folding or wardrobe doors.
- Reverse tapered grip provide for ease of pulling.
- Made from cast brass.
- Conforms to design requirements of ANSI/BHMA A156.9 B12201 and A156.14 D1781.
- Dimensions: 3-1/8" H x 1-5/8" W x 7/16" D.

IVES




Stock No. (Specify Finish)

IV-222B

- Finishes:** 3, 5, 10B, 15, 15A, 26, 26D

MISCELLANEOUS

CABINET/CLOSET HARDWARE



Stock No. (Specify Finish)
IV-223B

Finishes: 3, 5, 10B, 15, 15A, 26, 26D

Flush Pull

- Low profile makes this pull ideal for louvered, bi-folding or wardrobe doors.
- Made from wrought brass.
- Conforms to design requirements of ANSI/BHMA A156.9 B22201 and A156.14 D2781.
- Dimensions: 3-9/16" H x 1-5/16" W x 1/2" D

Stock No. (Specify Finish)
IV-227B

Finishes: 3, 5, 10B, 15, 15A, 26, 26D

Flush Pull

- Contoured for ease of pulling.
- Extra deep well.
- Deluxe quality.
- Made from wrought brass.
- Conforms to design requirements of ANSI/BHMA A156.9 B22201 and A156.14 D2781.
- Dimensions: 3-5/8" H x 1-3/4" W x 9/16" D

Elbow Catch

- Ideal for use on the inactive leaf of a pair of cabinet doors.
- Surface applied, making installation simple.
- Made from cast brass or cast aluminum.
- Conforms to design requirements of ANSI/BHMA A156.9.
- Dimensions:
Plate: 1-3/8" x 5/8"
Strike: 13/16" x 5/8"



Stock No. (Specify Finish)

IV-2A Aluminum

Finishes: 3, 10, 14, 92

IV-2MB Brass

Finishes: 3

Round Knob

- Two diameters stocked: 1" and 1-1/4".
- Made from wrought brass.
- Furnished with a No. 8-32 machine screw, 1-1/8" long.
- Conforms to ANSI/BHMA A156.9 B22131.
- | Model & Diameter | Projection |
|------------------|------------|
| 521 1" | 15/16" |
| 521 1 1/4" | 1-1/8" |

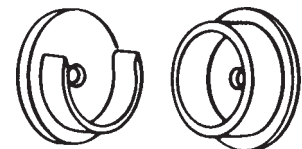
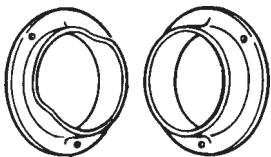


Stock No. (Specify Finish)

IV-521B * 1" 1" Diameter

IV-521B * 1-1/4" 1-1/4" Diameter

*Finishes: 3, 5, 10B, 15, 15A, 26, 26D



Stock No. (Specify Finish)

IV-585F3

Finishes: 3

Closet Pole Sockets

- Flange design prevents accidental knock out of pole.
- Made from wrought steel.
- Accommodates pole or pipe with outside diameter of 1-3/8".
- Packed in pairs.

Stock No. (Specify Finish)

IV-586P

Finishes: White Plastic

Closet Pole Sockets

- Made from a heavy duty plastic for long life and extra strength.
- Single screw mounting.
- Accommodates pole or pipe with outside diameter of 1-3/8".

©ZIPF LOCK COMPANY


See page 427 for Cal Royal, Don Jo, Ives finish descriptions.

431
(PL-42)

MISCELLANEOUS

POCKET DOOR LOCKS & PULLS

CAL-ROYAL



For Pocket Doors

- *Adjustable for 1-3/8" to 1-3/4" door thickness.
- Fully reversible.
- Simple to install.
- Individually polybagged & boxed.
- *Privacy for 1-3/4" requires Rocker Pin-SPECIFY

Stock No.

SDL-16-

Description

Privacy Lock

SDL-17-

Passage Lock

• Privacy has emergency release.

FINISH: US3(605)

Bright Brass

5(609)

Antique Brass

15(619)

Satin Nickel

15A(620)

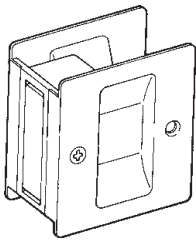
Antique Nickel

26(625)

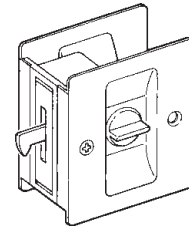
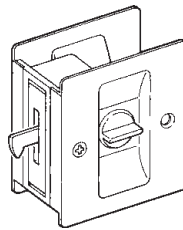
Bright Chrome

26D(626)

Satin Chrome



IVES



Stock No. (Specify Finish)

IV-990B

Finishes: 3, 5, 26, 613, 619, 620

Sliding Door Pull - Passage

- Fits doors 1-3/8" to 1-1/2".
- Decorative coined edges.
- Pre-assembled for doors opening left to right. Plates are reversible.
- Body and strike made from solid brass.
- Dimensions: 1-3/4" deep x 2-1/4" high

Stock No. (Specify Finish)

IV-991B

Finishes: 3, 5, 26, 613, 619, 620

Sliding Door Lock - Privacy

- Fits doors 1-3/8" to 1-1/2".
- Decorative coined edges.
- Pre-assembled for doors opening left to right. Plates are reversible.
- Body, turn knob and strike made from solid brass.
- Dimensions: 1-3/4" deep x 2-1/4" high

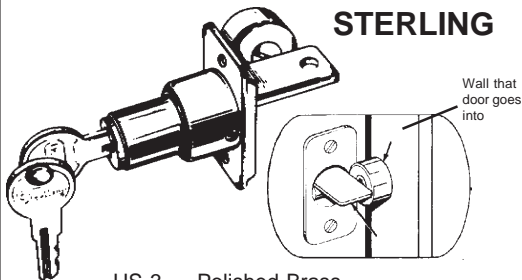
Stock No. (Specify Finish)

IV-992B

Finishes: 3

Sliding Door Lock - Double Sided

- Fits doors 1-3/8" to 1-1/2".
- Decorative coined edges.
- Pre-assembled for doors opening left to right. Plates are reversible.
- Body, turn knobs and strike made from solid brass.
- Dimensions: 1-3/4" deep x 2-1/4" high



US-3 Polished Brass
US-26D Satin Chrome

Stock No

Finishes

Keying

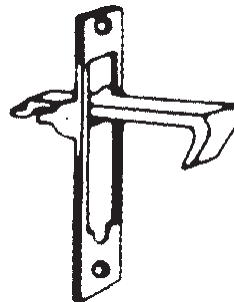
ST-1062

US-3 or 26D

KD or KD

This sturdy lock provides a simple low-cost means of locking pocket doors. May be installed in almost any pocket door. All exterior surfaces are plated for good appearance. Quick and easy to install. No Mortising. Fits doors 1-3/8" to 1-3/4" thick. Jamb strike furnished. Two keys.

CAL-ROYAL



CR-EP23

US3

Edge Pull, Flush Mount, Size 3"

DON-JO

Edge Pull

DJ-104

Finishes: 605, 613, 626

Material: Solid Brass.

Dimensions: 3-7/8" x 3/4"



MISCELLANEOUS

POCKET DOOR LOCKS & PULLS



Sliding Door Edge Pull

- 3/4" width allows installation on narrow as well as standard doors.
- Spring automatically returns lever flush with plate.
- Made from solid brass.
- Conforms to design requirements of ANSI/BHMA A156.14 D2801.
- Dimensions: 3-7/8" H x 3/4" W

Stock No. (Specify Finish)

IV-230B

Finishes: 3, 5, 10B, 15, 15A, 26, 26D



Round Pocket Door Lock


- Fits standard 2-1/8" prep.
- Installs in minutes.
- Auto Catch Lock Mechanism.
- Lifetime Mechanical Warranty.
- 10-year Finish Warranty.

Stock No. Description

KW-334 Passage

KW-335 Privacy

Specify Stock No. and Finish.



12 locks per case.

SPECIFICATIONS

DOOR THICK: 1-3/8" to 1-3/4"

BACKSET: 2-3/8"

BORE: 2-1/8" x 1"

FINISHES:

US-3 (605) Polished Brass

US-5 (609) Antique Brass

US-10B (613) Oil Rubbed Bronze

US-15(619) Satin Nickel

US-15A (620) Antique Nickel

US-26D (626) Satin Chrome

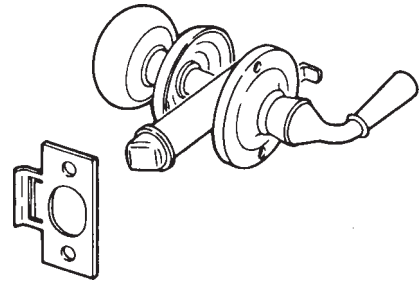
US-32 (629) Bright Stainless Steel

STORM DOOR LOCKS



Storm Door Latch

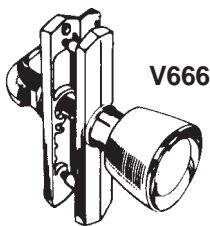
- For wood storm doors 7/8" to 1-1/8" thick.
- Reversible: fits right or left hand, inswinging or outswinging doors.
- Security lock feature operates from inside rose.
- Solid brass safety strike assures latching and is designed to compensate for air pressure build-up between doors.
- Made from wrought brass.
- Dimensions:
Backset: 1-3/4"
Rose Diameter: 1-7/8"
Knob Diameter: 1-3/4"
Knob Projection: 2"
Lever Length: 1-3/4"
Lever Projection: 1-7/8"



Stock No. (Specify Finish)

IV-980B

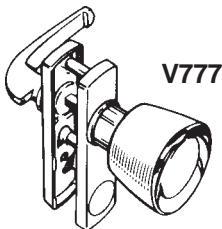
Finishes: 3, 5, 10B, 15, 15A, 26, 26D



TULIP KNOB LATCH

- For outswinging wood or metal doors.
- Fits doors 7/8" to 1-1/8" thick.
- Installation hole spacing 3".
- Installs in three 1/4" holes.
- Backset from jamb (door stop) 1".

- Installs with spring loaded strike plate.
- Covers most previous installation drillings in door.



TULIP KNOB LATCH

- For outswinging wood or metal doors.
- Fits doors 7/8" to 1-1/8" thick.
- Installation hole spacing 1-3/4".
- Installs in three 1/4" holes.
- Backset from jamb (door stop) 7/8".
- Installs with spring loaded strike plate.



©ZIPF LOCK COMPANY

See page 427 for Cal Royal, Don Jo, Ives finish descriptions.

447
(PL-42)