

HINGES

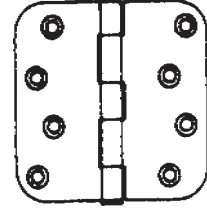
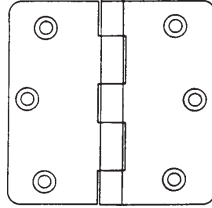
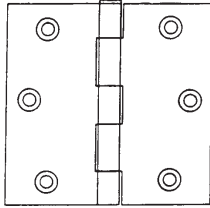
ARCHITECTURAL HINGES

CAL-ROYAL

Residential Weight Hinges

Plain Bearing • 5 Knuckles

Non-template type • 2 hinges per box



Square Corner—

No.	Size	Gauge
\$RH33	3" x 3"	.085
\$RH90	3-1/2" x 3-1/2"	.085
\$RH91	4" x 4"	.097

Finish: US-4

1/4" Radius Corner—

No.	Size	Gauge
RH61	3-1/2" x 3-1/2"	.085
\$RH60	4" x 4"	.097

Finishes: US-3, 4, 5, 10B, 15, 15A, 26, 26D,

5/8" Radius Corner—

No.	Size	Gauge
RH35	3-1/2" x 3-1/2"	.085
RH40	4" x 4"	.097

Finishes: US-3, 5, 10B, 15, 15A, 26, 26D

Finishes:

US3 Bright Brass	15 Satin Nickel
US4 Satin Brass	15A Antique Nickel
10B Oil Rubbed Bronze	26 Bright Chrome
5 Antique Brass	26D Satin Chrome

Bulk Assembled (100 per box)

RH61B	3-1/2" x 3-1/2"	.085
--------------	-----------------	------

Finishes: US-4

Bulk Assembled (100 per box)

RH35B	3-1/2" x 3-1/2"	.085
--------------	-----------------	------

Finishes: US-4

Bulk Unassembled (100 per box)

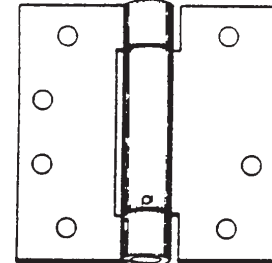
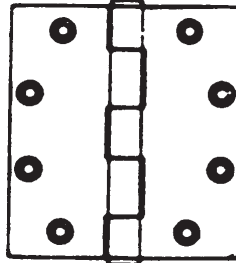
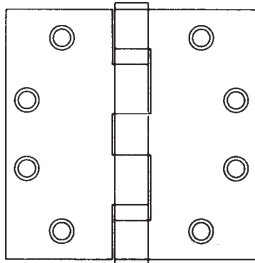
UARH61	3-1/2" x 3-1/2"	.085
---------------	-----------------	------

Finishes: US-4

Bulk Unassembled (100 per box)

UARH35	3-1/2" x 3-1/2"	.085
---------------	-----------------	------

Finishes: US-4



Standard Weight Hinges

Two Ball Bearing • Full Mortise Type

Template type • 2 or 3 hinges per box

Standard Weight Hinges

Plain Bearing • Full Mortise Type

Template type • 2 or 3 hinges per box

Spring Hinges (Commercial)

Single Acting • Full Mortise Type

Template type • 2 or 3 hinges per box

No.	Size	Gauge
BBSC77	3-1/2" x 3-1/2"	.123

Finishes: US-3, 4, 26D

No.	Size	Gauge
TBHSC77	3-1/2" x 3-1/2"	.123

Finishes: US-3, 4, 15, 15A, 26, 26D

No.	Size	Gauge
SH140	4-1/2" x 4-1/2"	.134

Finishes: US-10A, 26D, USP

BBSC56	4" x 4"	.130
---------------	---------	------

Finishes: US-3, 4, 15, 15A, 26, 26D

TBHSC55	4" x 4"	.130
----------------	---------	------

Finishes: US-3, 4, 15, 15A, 26, 26D

BB31	4-1/2" x 4-1/2"	.134
-------------	-----------------	------

Finishes: US-3, 4, 10A, 15, 15A, 26, 26D, USP

TBH30	4-1/2" x 4-1/2"	.134
--------------	-----------------	------

Finishes: US-3, 10A, 15, 15A, 26, 26D, USP

Finishes:

US3 Bright Brass
US4 Satin Brass
10A Antique Bronze-Oiled
15 Satin Nickel
15A Antique Nickel
26 Bright Chrome
26D Satin Chrome
USP Prime Coat-grey

Plain Bearing Standard Weight—For standard weight doors receiving low frequency service. Template hinges are furnished with all machine and all wood screws.

Ball Bearing Standard Weight—For standard weight doors receiving average frequency service. Template hinges are furnished with all machine and all wood screws.

©ZIPF LOCK COMPANY

HINGES

SPRING HINGE-1250 Series

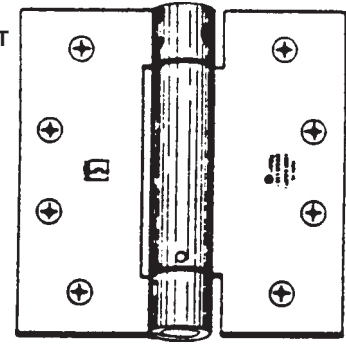
FULL MORTISE, TEMPLATE



DISCONTINUED -
CALL FOR CLOSEOUT
PRICES

For automatic closing of door. Meets codes for hotels, motels, institutions and commercial buildings.

Stock No.	Size	Recommended Max. Door Weights(lbs.)	*Spring Hinge	Butt Hinge
HH-1250	4-1/2" X 4-1/2"	70	1	2
Specify finish		115	**2	1
For 1-3/4" doors		150	**3	—



Adjustable tension, three knuckle with screws. Adjusting tool included. 134 gauge thickness.

Sold Individually.

FINISHES: **USP** Prime Coat—Beige
10A Antique Bronze, Lacquered
26D Satin Chrome Plated

Maximum Door Size

For labeled doors 3' x 7' the maximum door size is based on the limits set forth by NFPA Standard #80. Labeled doors require Ball Bearing hinges.

For non-labeled doors 4' wide, 4" x 4" Spring hinges are not recommended. For non-labeled doors over 7'6" in height, use an additional hinge for each additional 30" of height or fraction thereof.

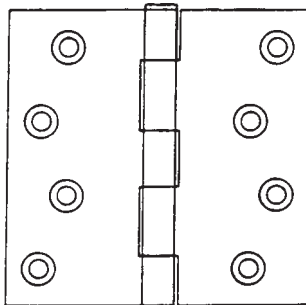
Furnished with screw hole location to conform to standards approved by (ANSI)A156.7-1981. Hinge testing conforms to ANSI-A156.1-1981 and ANSI-A156.7 - 1981.

NOTES:

* For the maximum versatility, use all spring hinges especially when excessive air pressure or other adverse job conditions are present.

**Spring tension may not be required on all hinges.

BUTT HINGES Residential



**Wrought Steel, Loose Pin,
Button Tips**

For doors of residences and apartment houses and other medium weight doors receiving infrequent service. Non-rising pin, 5 knuckles, reversible complete with screws. **Two hinges per box, sold by the box.** Plated.

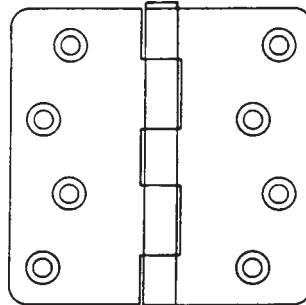
Stock No.	Finish
HH-1741 3*	Bright Brass
HH-1741 2D	Satin Brass
HH-1741 ABA	Antique Brass

*Also stock HH-1741 3 4x4 NRP

—SPECIFY SIZE—

Size, open	Screw holes	Size screws
3" X 3"	6	3/4" X 9
3-1/2" X 3-1/2"	6	3/4" X 9
4" X 4"	8	1" X 9

BUTT HINGES Residential-1/4" Radius



**Wrought Steel, Loose Pin,
Button Tips, Round Corner**

The round corner feature saves considerable time in application. Non-rising pin, 5 knuckles, reversible, complete with screws. **Two hinges per box, sold by the box.** Plated.

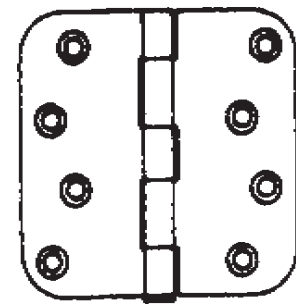
Stock No.	Finish
HH-RC1741 3	Bright Brass
HH-RC1741 2D	Satin Brass
HH-RC1741 ABA	Antique Brass

Bulk Assembled (100 per box)
RC1741 4 BULK 3.5 X 3.5
Satin Brass

—SPECIFY SIZE—

Size, open	Screw holes	Size screws
3" X 3"	6	3/4" X 9
3-1/2" X 3-1/2"	6	3/4" X 9
4" X 4"	8	1" X 9

BUTT HINGES Residential-5/8" Radius



**Wrought Steel, Loose Pin,
Button Tips, Round Corner**

The round corner feature saves considerable time in application. Non-rising pin, 5 knuckles, reversible, complete with screws. **Two hinges per box, sold by the box.** Plated.

Stock No.	Finish
HH-RC1842 2D	Satin Brass

Bulk Assembled (100 per box)
RC1841 4 BULK 3.5 X 3.5
Satin Brass

—SPECIFY SIZE—

Size, open	Screw holes	Size screws
3-1/2" X 3-1/2"	6	3/4" X 9

HINGES



DISCONTINUED -
CALL FOR CLOSEOUT
PRICES

FULL MORTISE HINGES

PLAIN BEARING, STANDARD WEIGHT, TEMPLATE

For Wood or Hollow Metal Doors

For use on medium weight doors requiring low frequency service. (Not for use with Door Closer HH-CD214.)

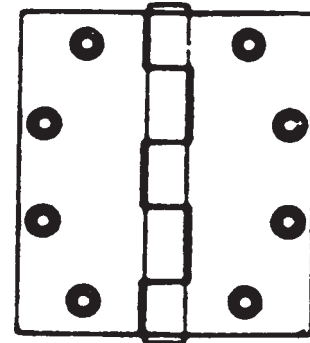
HH-1279 Steel with steel pin

Stock No.	Size	Finishes Available	Holes	Gauge	Hinges per Box
HH-1279	3-1/2" x 3-1/2"	3,4	6	.119	2
HH-1279	4" x 4"	3,4	8	.129	3
HH-1279	4-1/2" x 4-1/2"	3,4, P, 10A, 26D	8	.134	3

SPECIFY FINISH AND SIZE. SOLD BY THE BOX.

FINISHES: 3 — Bright Brass 10A — Antique Bronze, Lacquered
4 — Satin Brass 26D — Satin Chrome Plated
P — Prime Coat-Beige

Fed. Spec. FF-H-116D, Government numbers 2125, T2125, T2127, ANSI-A156.1-A8133. Furnished with screw hole location to conform to standards approved by (ANSI) A156.7-1981, hinge testing conforms to ANSI-A156.1-1981.



Five knuckle, non-rising removable pin, button tip and plug.

Other sizes available by special order.

FULL MORTISE HINGES

BALL BEARING, STANDARD WEIGHT, TEMPLATE

For Wood or Hollow Metal Doors.

For use on medium weight doors requiring average frequency service.

HH-BB1279 Steel with steel pin

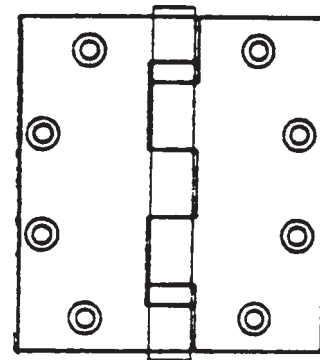
Stock No.	Size	Finishes Available	Holes	Gauge	Hinges per Box
HH-BB1279	3-1/2" x 3-1/2"	3	6	.119	2
HH-BB1279	4" x 4"	3	8	.129	3
HH-BB1279*	4-1/2" x 4-1/2"	3, 4, P, 10A, 26D	8	.134	3

*Also stock **HH-BB1279 4-1/2" X 4-1/2 26D NRP** (Non Removable Pin)

SPECIFY FINISH AND SIZE. SOLD BY THE BOX.

FINISHES: 3 — Bright Brass 10A — Antique Bronze, Lacquered
4 — Satin Brass 26D — Satin Chrome Plated
P — Prime Coat-Beige

Fed. Spec. FF-H-116D, Government numbers 2107, T2107, ANSI-A156.1-A8112. Furnished with screw hole location to conform to standards approved by (ANSI) A156.7-1981, hinge testing conforms to ANSI-A156.1-1981.



Five knuckle, two ball bearings, non-rising removable pin, button tip and plug.

Other sizes available by special order.

HINGES

REINFORCING PIVOT HINGE

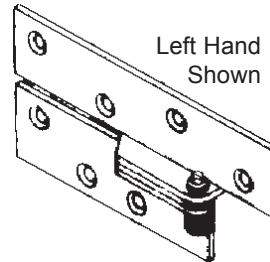
Full Surface

(1 per box)



DISCONTINUED -
CALL FOR CLOSEOUT
PRICES

Stock No.	For use with Butt Hinge Width	Projection Centerline of Pivot to Face of Door	Door Thickness
HH-251	3-1/2"	5/8"	1-3/8"
HH-252	4"	1/2"	1-3/4"
HH-253	4-1/2"	3/4"	1-3/4"



Handing must be specified (RH,LH).

Screw Pack Information: 8 ea. 3/4 X 1/4-20 F.H.M.S.; 8 ea. 1-1/4 X 14 F.H.S.M.S.; 2 ea. Sleeve Bolts #263 for 1-3/4" doors; 8 ea. Molly Jack Nuts #265.

NOTES:

- 1) Full surface pivots allow for 1/8" standard distance from face of door to face of frame. Shims may be used where conditions warrant.
- 2) Projection dimension is based on standard 1/4" backset of butt hinge on door. Shims may be used where conditions warrant.

*IF YOU NEED SOME HAGER AND DON'T SEE IT HERE...
GIVE US A CALL.*

We can special order the item and at competitive prices and fast delivery!!



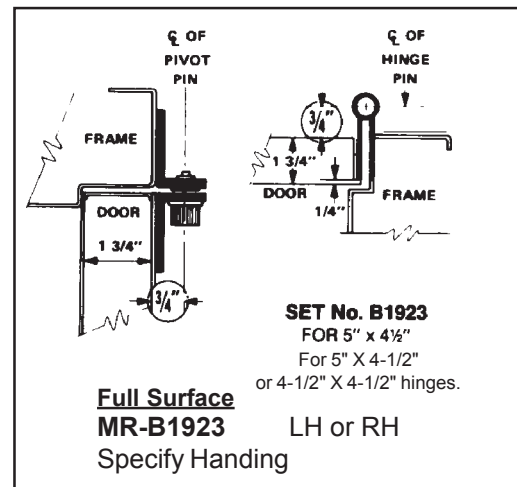
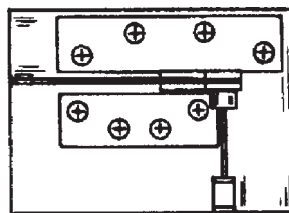
1900 SERIES REINFORCING PIVOT

THE ONLY SURFACE-MOUNTED REINFORCER HINGE FOR ON-SITE INSTALLATION

APPLICATION—The reinforcing pivot hinge from Markar products is a reinforcement solution. The reinforcer adds support at the top of the door where most stress is concentrated with conventional butt hinge systems. The reinforcer can easily be installed by maintenance personnel, and comes with necessary fasteners.

FEATURES—

- Made of 3/16" cadmium plated steel
- Oilite Bronze Bearing
- Hardened steel pin of pivot
- Left or right hand models
- Full surface, half surface and full mortise models (special order)
- All fasteners included
- Cost effective reinforcing solution
- Insures longer door operating life
- Easy to install
- Surface applied - no special preparation
- Restores trouble - free operation
- Adapts to any door
- Acceptable for use on fire doors



FINISH: US2G — Zinc Plated
7 ga. (.188" thick) cold rolled steel

©ZIPF LOCK COMPANY

372 v1
(PL-33)