


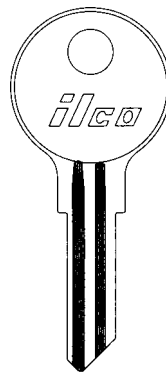


# ILCO CYLINDER KEY BLANKS





 O1122A

 O1122AR





 O1122B


 O1122BR





 O1122B


 O1122C

 O1122BE

 O1122C

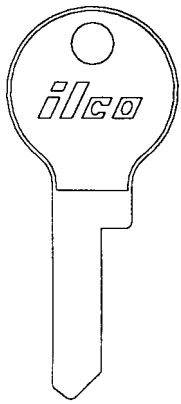
 O1122  O1122R

 1525


 O1122A

HUDSON

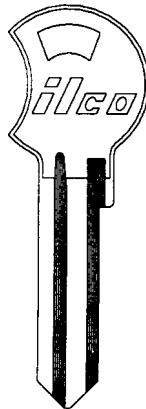
HURD




 1125




 1125A



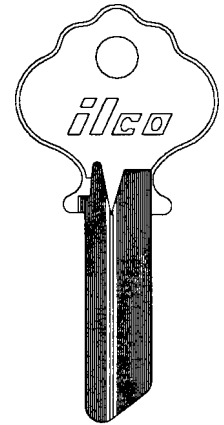
 GP1125



 1536R



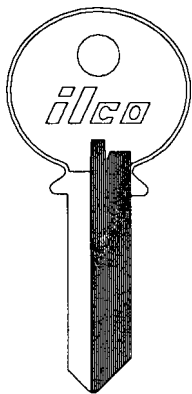
 X1053



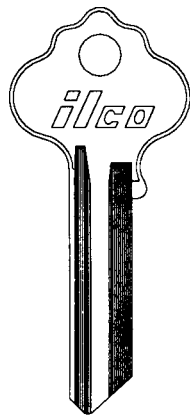
 1054

HURD

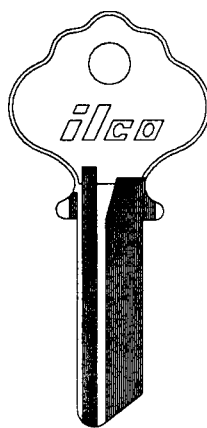
ILCO




 1054F




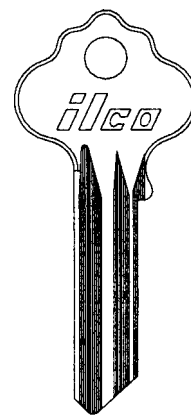
 1054FN



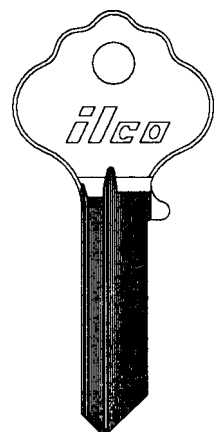
 1054K



 1054LB



 1054MT  
(2)

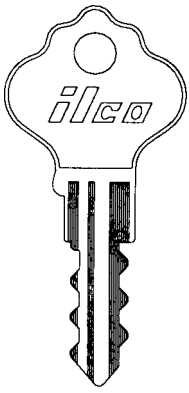


 1054R


ILCO

1 - Available in Look Alike, see pages 1070-1072.  
 2 - Available in Taylor Line®, see page 1073.  
 3 - Available in Bin Pack, see page 1074.

# ILCO CYLINDER KEY BLANKS




  
1054N\*

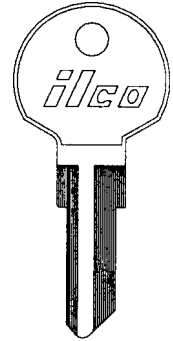



  
1054P\*

\*NOTE: This special blank is not a cut key. It is to be used the same as regular blanks for duplicating, cutting from code or from depth keys. It will save the locksmith 80% of his work, and the key can be cut more accurately and in less time. After cutting the special blank, when compared with the original keys they will not be exactly alike in the pass cut positions, but this is not important as long as they match with the original where the tumblers rest on the key.

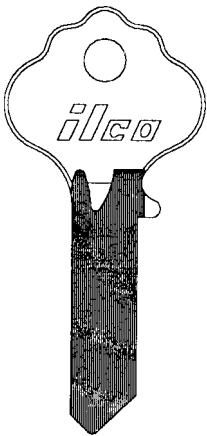


  
1054TW





  
1054UN


ILCO




  
1054X




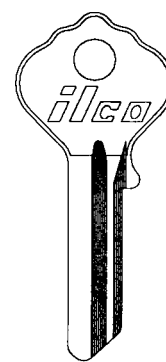
  
B1054B





  
H1054B




4 pin  
5 pin  
  
H1054S  
H1054L



  
L1054AR




  
L1054B  
(2)


ILCO





  
L1054JA





  
L1054JK




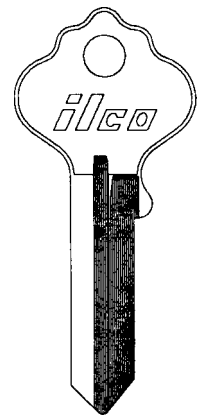
  
M1054B




  
X1054AR



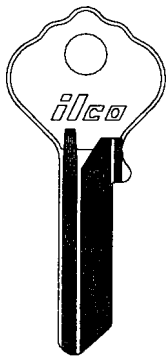
  
X1054BK





  
X1054F


ILCO


# ILCO CYLINDER KEY BLANKS




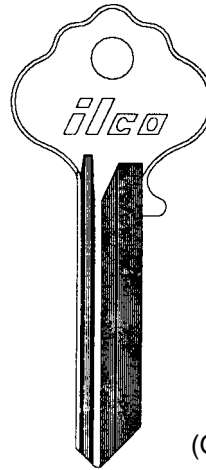
  
X1054JA





  
X1054JK



  
X1054K  
(2)



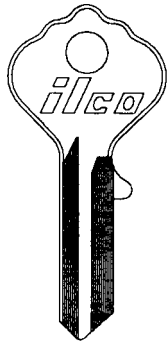
  
X1054KF


  
X1054KR

  
X1054LF


  
X1054LR  
(GOVERNMENT PADLOCKS)


ILCO

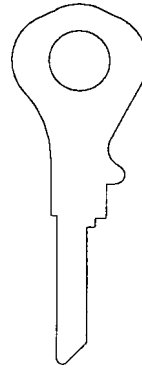


  
X1055GB


  
X1055JK

  
X1055JR  
(GOVERNMENT PADLOCKS)

  
X1055GA



1118

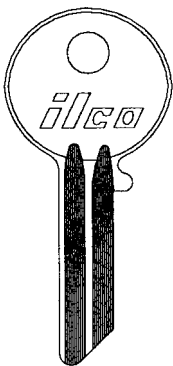



  
1125A



  
1154C

ILCO



  
1154G



  
1154GR




  
1041H


  
1041HM




  
1041P



  
1041S



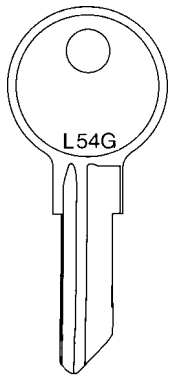
  
1041W

ILCO

ILLINOIS

1 - Available in Look Alike, see pages 1070-1072.  
2 - Available in Taylor Line®, see page 1073.  
3 - Available in Bin Pack, see page 1074.

# JET CYLINDER KEY BLANKS

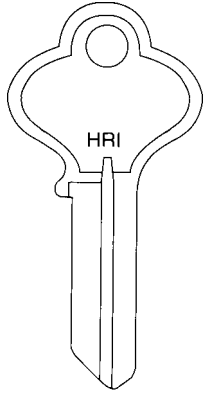


L54G



JT-L54G

FORT

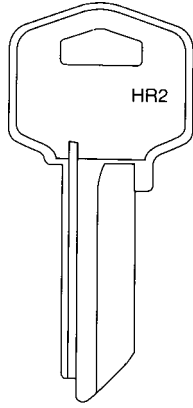


HRI



JT-HR1

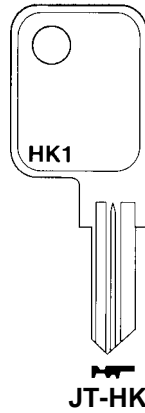
HARLOC



HR2



JT-HR2

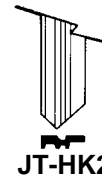


HK1

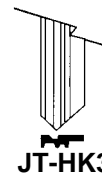


JT-HK1

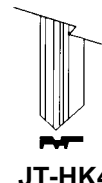
HAWORTH



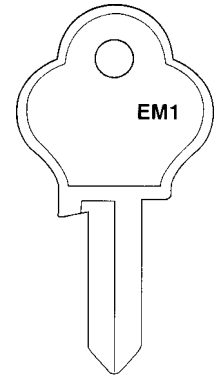
JT-HK2



JT-HK3



JT-HK4

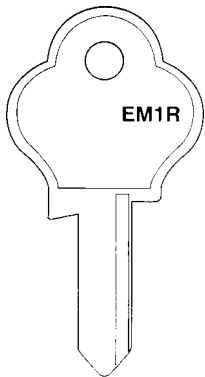


EM1



JT-EM1

HOME DEPOT  
STORM DOOR

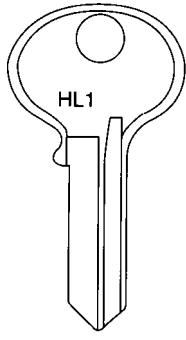


EM1R



JT-EM1R

HOME DEPOT  
STORM DOOR

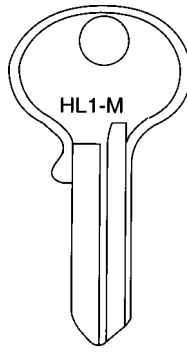


HL1



JT-HL1

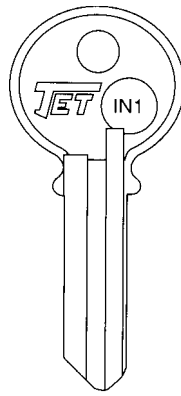
HUDSON



HL1-M



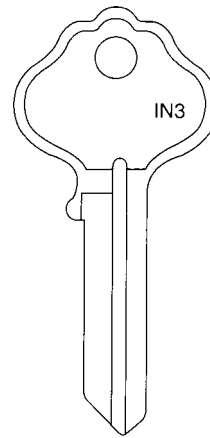
JT-HL1-M



IN1



JT-IN1



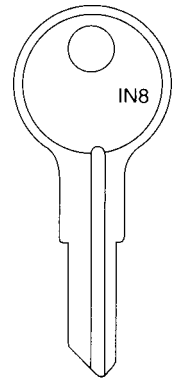
IN3



JT-IN3  
JT-IN3-250

(250 Blanks in Bulk Pack)

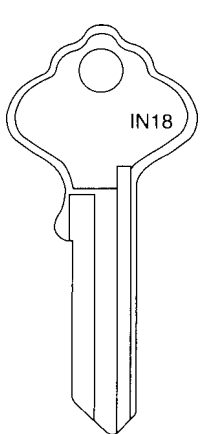
ILCO



IN8



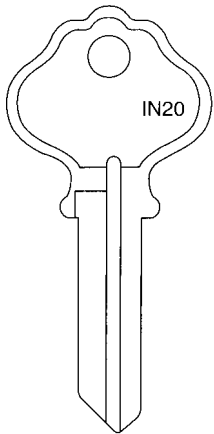
JT-IN8



IN18



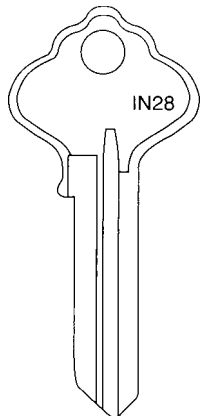
JT-IN18



IN20



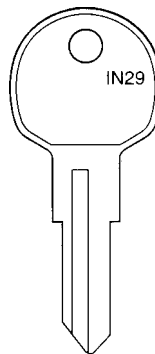
JT-IN20



IN28



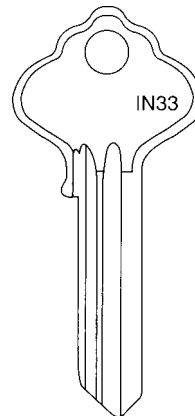
JT-IN28



IN29




JT-IN29



IN33



JT-IN33



IL1

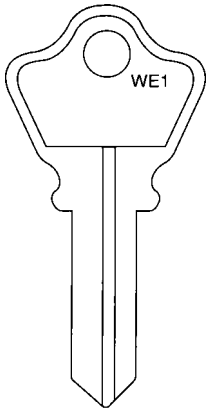


JT-IL1

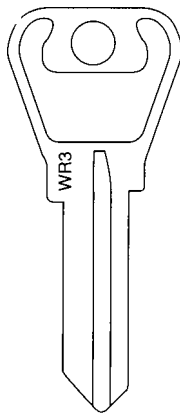
ILLINOIS

ILCO

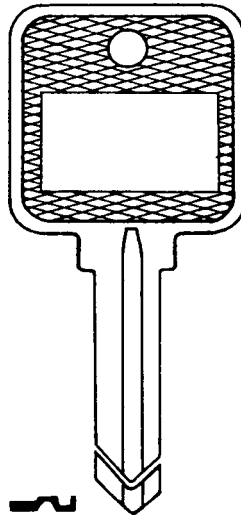
# JET CYLINDER KEY BLANKS



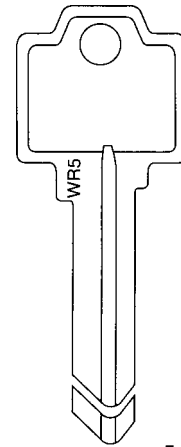
**JT-WE1**  
WELCH



**JT-WR3 1**  
**JT-WR3-250**  
(250 Blanks in Bulk Pack)

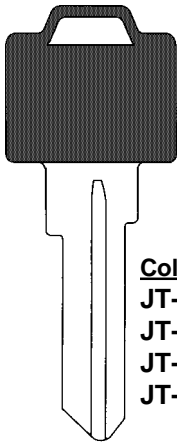


5 pin **JT-WR3RH**  
6 pin **JT-WR6RH**  
WEISER




5 pin **JT-WR5**  
6 pin **JT-WR6**

**JT-WR5-250**  
(250 Blanks in Bulk Pack)

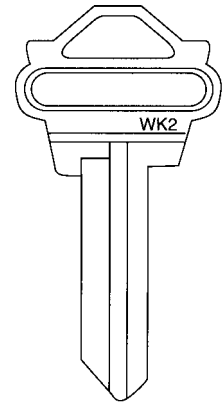


**Color Plastic Head**  
**JT-WR5 PHC B** Blue  
**JT-WR5 PHC G** Green  
**JT-WR5 PHC R** Red  
**JT-WR5 PHC Y** Yellow

**JT-WR5 PHC ASST**  
(2ea Blue, 1ea balance)



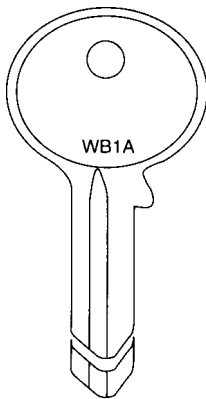
**JS-P1555 NP**



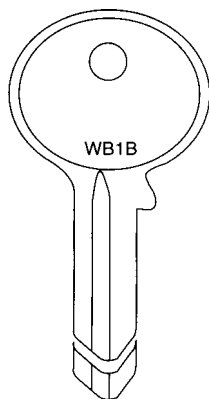
**JT-WK2**

**JT-WK2-250** (250 Blanks in Bulk Pack)

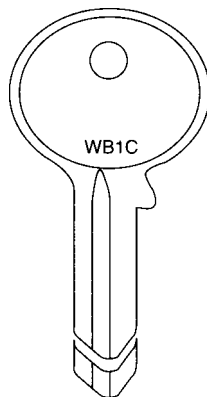
WESLOCK



5 pin **JT-WB1A**  
6 pin **JT-WB2A**

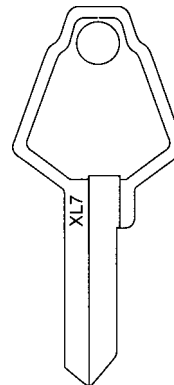


5 pin **JT-WB1B**  
6 pin **JT-WB2B**



5 pin **JT-WB1C**  
6 pin **JT-WB2C**

WILSON BOHANNAN



**JT-XL7**

XL

SEE NEXT PAGE  
FOR YALE