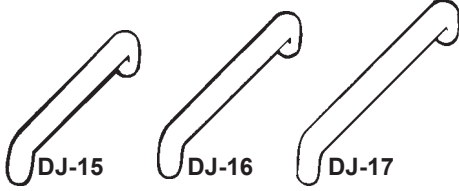


# PUSH/PULL/KICK PLATES

## DOOR PULLS



Stock No.	CTC	Dimensions
<b>DJ-15</b>	6"	6-3/4" x 2-1/4" x 1-1/2"
<b>DJ-16</b>	8"	8-3/4" x 2-1/4" x 1-1/2"
<b>DJ-17</b>	10"	10-3/4" x 2-1/4" x 1-1/2"

**Finishes:** 605, 613, 628, 629, 630  
ANSI J401. 3/4" diam. Made from solid bar stock.

## DON-JO



**DJ-35**  
**Finishes:** 605, 613, 625, 626  
**Dimensions:** 7-1/2" x 2" x 1-1/2".  
**C to C:** 5-1/2". ANSI: J401.

**DJ-36**  
**Finishes:** 605, 613, 625, 626  
**Dimensions:** 7-1/2" x 2" x 1-1/2"  
**C to C:** 5-1/2". ANSI: J401.

DIMENSIONS - Overall x Projection x Clearance

## PUSH/PULL PLATES

### PUSH PLATES—

#### DJ-70

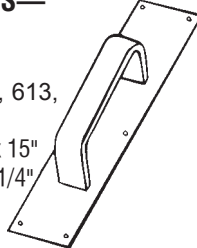
**Finishes:** 605, 609, 613, 619, 628, 630  
**PLATE:** 3-1/2" x 15"  
**ANSI:** J301



### PULL PLATES—

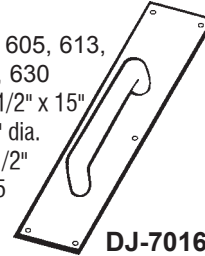
#### DJ-7030

**Finishes:** 605, 613, 628, 630  
**PLATE:** 3-1/2" x 15"  
**PULL:** 3/8" x 1-1/4"  
**C to C:** 6"  
**ANSI:** J405



#### DJ-7011

**Finishes:** 605, 613, 628, 629, 630  
**PLATE:** 3-1/2" x 15"  
**PULL:** 5/8" dia.  
**C to C:** 5-1/2"  
**ANSI:** J405



#### DJ-7015

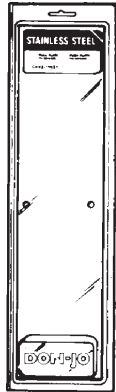
**Finishes:** 605, 613, 628, 629, 630  
**PLATE:** 3-1/2" x 15"  
**PULL:** 3/4" dia.  
**C to C:** 6"  
**ANSI:** J405

#### DJ-7016

**Finishes:** 605, 613, 628, 629, 630  
**PLATE:** 3-1/2" x 15"  
**PULL:** 3/4" dia.  
**C to C:** 8"  
**ANSI:** J405

### PUSH PLATES—

Display Packed (.050, 18 gauge)



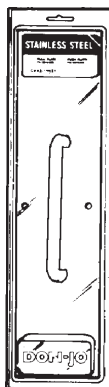
#### DJ-PS-13515

**Finishes:** 605, 613, 630  
**PLATE:** 3-1/2" x 15"

## DON-JO

### PULL PLATES—

Display Packed (.050, 18 gauge)



#### DJ-PL-13515

**Finishes:** 605, 613, 630  
**PLATE:** 3-1/2" x 15"  
**PULL:** 5/8" dia  
**C to C:** 5-1/2"

## KICK PLATES

### RESIDENTIAL KICK PLATES—

*Commercial Kick Plates next page.*



Display Pack: 8-1/4" x 38-1/2"

## DON-JO

**Innovative packaging includes an outer corrugation that insures the inner package will remain fresh for display. Package allows for hanging or stacking.**

### Don Jo Finishes:

- 605** Bright Brass
- 609** Antique Brass
- 613** Oil Rubbed Bronze
- 619** Satin Nickel
- 620** Antique Nickel
- 628** Aluminum
- 629** Polished Stainless Steel
- 630** Satin Stainless Steel
- BT** Gold Anodized Aluminum
- DB** Dark Bronze Anodized Alum.

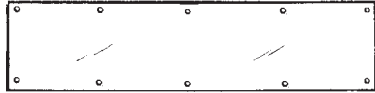
Stock No.	Finishes	Size
<b>DJ-KP-628</b>	605, 630	6" x 28"
<b>DJ-KP-630</b>	605, 630	6" x 30"
<b>DJ-KP-632</b>	605, 630	6" x 32"
<b>DJ-KP-634</b>	605, 630	6" x 34"
<b>DJ-KP-828</b>	605, 628, 630, BT	8" x 28"
<b>DJ-KP-830</b>	605, 628, 630, BT	8" x 30"
<b>DJ-KP-832</b>	605, 628, 630, BT	8" x 32"
<b>DJ-KP-834</b>	605, 628, 630, BT	8" x 34"

©ZIPF LOCK COMPANY

# PUSH/PULL/KICK PLATES

## KICK PLATES

### COMMERCIAL KICK PLATES—



.050 Metal (BT finish .040).  
ANSI J102

# DON-JO

- Individually Packaged with screws.
- Full threaded to the head stainless steel sheet screws with plated finish.
- Commercial grade thickness.

Stock No.	Finishes	Size
DJ-90 6X28	605	6" x 28"
DJ-90 6X30	605, 609, 613, 619, 620, 628, 629, 630, BT, DB	6" x 30"
DJ-90 6X34	605, 609, 613, 619, 620, 628, 629, 630, BT, DB	6" x 34"
DJ-90 8X28	605, 630	8" x 28"
DJ-90 8X30	605, 609, 613, 619, 620, 628, 629, 630, BT, DB	8" x 30"
DJ-90 8X34	605, 609, 613, 619, 620, 628, 629, 630, BT, DB	8" x 34"
DJ-90 10X34	605, 613, 628, 630	10" x 34"

• See previous page for finish descriptions.

## KICK PLATES



### Residential Kick Plate - .037 Thickness

- All plates are .037" thick.
- The majority of kick plates are carded. Some are packaged in strong kraft paper.
- Selected sizes and finishes available in magnetic form for easy installation on hollow metal doors.
- Each non-magnetic plate is packed with #6 x 5/8" oval head, undercut sheet metal screws plated to match, for installation on hollow metal, laminate or wood doors.

Stock No.	Size	*Finishes
8400B * 6X30	6" x 30"	3, 5, 505, 613, 619, 620, 625
8400B-605 RG630MAG	6" x 30"	605
8400PA * 6X30	6" x 30"	3, 28
8400B * 6X34	6" x 34"	3, 5, 505, 613, 619, 620, 625
8400B-605 RG634MAG	6" x 34"	605
8400PA * 6X34	6" x 34"	3, 28
8400B3 8X30	8" x 30"	3
8400PA * 8X30	8" x 30"	3, 28
8400B * 8X34	8" x 34"	3, 5, 505, 613, 619, 620, 625
8400B3 8X34MAG	8" x 34"	3
8400B-505 RG8X34MAG	8" x 34"	505
8400PA * 8X34	8" x 34"	3, 28
8400PA3 8X34 MAG	8" x 34"	3

\*Specify Finish.  
MAG-Magnetic Kick Plate.

- SPECIAL NOTES—**
- \* -Specify Finish.
  - MAG -Magnetic Kick Plate. Stainless Steel or Solid Brass Material.
  - PA -Aluminum Material.
  - 505 -Stainless Steel Material- Lifetime Brass Finish
- Balance of finishes are Solid Brass Material


**Magnetic Kick Plates Available**

### Ives Finishes:

- US-3 Bright Brass, clear coated
- US-5 Antique Brass, clear coated
- US-28 Satin Aluminum, clear anodized.
- 605 Polished Brass
- 505 Polished Brass-Lifetime
- 613 Oil Rubbed Bronze
- 619 Satin Nickel, clear coated
- 620 Antique Nickel, clear coated
- 625 Bright Chrome

### Commercial Kick Plates - .050" Thickness

- Door Protection Plates are fabricated from the finest architectural aluminum, brass, and stainless steel.
- All aluminum, brass, bronze and stainless steel Door Protection Plates meet ANSI A156.6 requirements for .050" thickness.
- Each plate is packaged carefully wrapped in strong kraft paper with #6 x 5/8" oval head, undercut sheet metal screws plated to match, for easy installation on hollow metal, laminate, or wood doors.
- Use No. 8401 Kickplate Gasket Tape (*Special Order*) as a buffer between brass kickplates and metal doors to help prevent tarnishing which may result from electrolytic oxidation. One package provides enough double-sided adhesive-backed foam tape for the perimeter of an 8" x 34" plate.



Stock No.	Size	*Finishes
8400B * 6X34 050	6" x 34"	3, 5
8400B * 8X34 050	8" x 34"	3, 5

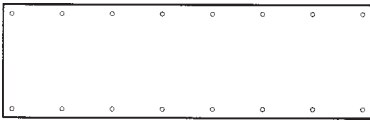
\*Specify Finish.

**Other sizes from 4" x 22" to 48" x 48" available by special order.**

©ZIPF LOCK COMPANY

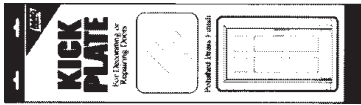
# PUSH/PULL/KICK PLATES

## COMMERCIAL KICK PLATES



- Paper Wrapped
- Relieved Edges

## DISPLAY PACKAGE KICK PLATES



- Carded
- Relieved Edges



Stock No.	Finish	Size
MAG-9002-605 6X28	605	6" x 28"
MAG-9002V-605 6X28	605	6" x 28"
MAG-9003-* 6X30	605,609,613,619,620,628	6" x 30"
MAG-9003V-* 6X30	605,628	6" x 30"
MAG-9004V-630 6X32	630	6" x 32"
MAG-9005-* 6X34	605,609,613,619,620,628,630	6" x 34"
MAG-9005V-605 6X34	605	6" x 34"
MAG-9007-605 8X28	605	8" x 28"
MAG-9007V-605 8X28	605	8" x 28"
MAG-9008-* 8X30	605,613,619,620,628	8" x 30"
MAG-9008V-* 8X30	605,630	8" x 30"
MAG-9009V-* 8X32	605,628,630	8" x 32"
MAG-9010-* 8X34	605,609,613,619,620,628	8" x 34"
MAG-9010V-* 8X34	605,628,630	8" x 34"
MAG-9015-* 10X34	605,613,628	10" x 34"

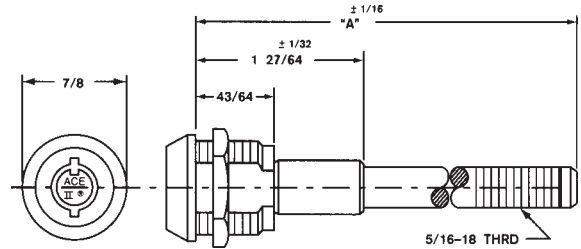
\*=Specify Finish-See page 502 for descriptions., V=Visual Packed

## ACE II® 7 PIN TUMBLER SCREW TYPE LOCK

## SCREW LOCKS (PL-46)

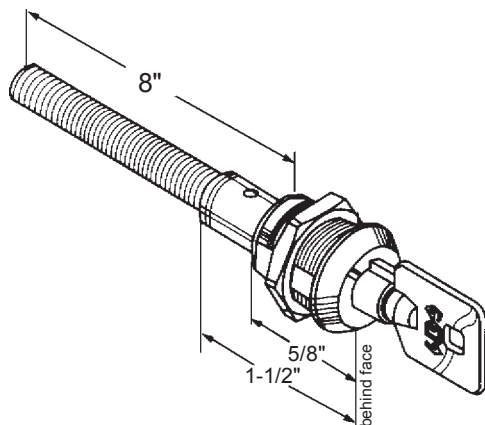


- Patented ACE II® lock assembly in 3/4" diameter.
- Barrel with two flats — 5/8" across.
- 360° key rotation with keypull every 180° (12 and 6 o'clock).
- Two keys furnished per lock.
- Includes body nut.



Stock No.	"A"	Keying
CSA4107 KV	7-1/32"	Keyed Different* (KV)
CSA4107 KA	7-1/32"	Keyed Alike (KA) to 7341

\*KV indicates the majority of the quantity of locks will be keyed different. A lesser quantity will potentially be keyed alike to one or more key numbers. We can not guarantee that we can ship keyed DIFFERENT locks.



Stock No.	Keying	Key Pulls
TS-1058BD KD	Keyed Different	12 & 6
TS-1058BD KA	Keyed Alike*	12 & 6
TS-1058U KD	Keyed Different	12, 3, 6, & 9
TS-1058U KA	Keyed Alike*	12, 3, 6, & 9

\*Specify Keyed Alike#: 27379, 27380, 27381.

18 Threads per inch.