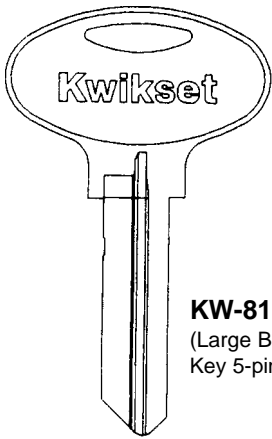
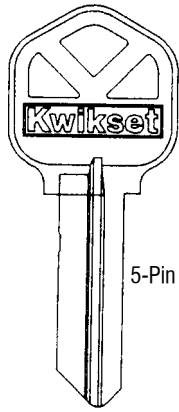


ORIGINAL CYLINDER KEY BLANKS



KW-81695
(Large Bow, Builders
Key 5-pin - not pictured)

KW-83559
(Builders Key 6-pin)



5-Pin

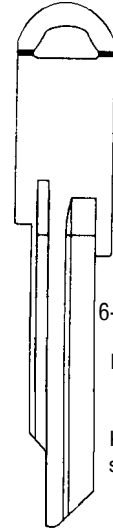
KW-81063
KW-81063-250PK
Nickel Plated



6-Pin

KW-88122MK
Rekeying tool for
UltraMax 6-pin
Knobs and
deadbolts-MK

KW-87615
Rekeying tool for UltraMax

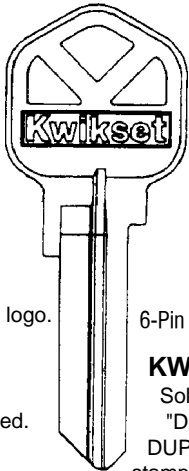


6-Pin

Rekeying tool
for UltraMax
Security
Key-in-Levers
standard "TC"

KW-81804

KWIKSET



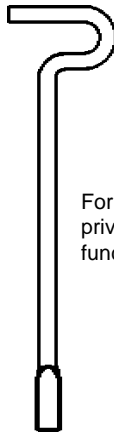
KW-81209
Solid Bow-
"KWIKSET
BLDR'S KEY"
stamped on key.
Nickel Plated, no logo.

6-Pin

KW-81210
Solid Bow-
6-pin, Nickel Plated.


KW-81693
Solid Bow-
"DO NOT
DUPLICATE"
stamped on key.

KW-81208
KW-81208-250PK
For UltraMax(Titan) Nickel Silver




For all
privacy
functions


KW-81087
Emergency Key



1270D
LORI/ILCO




K1BOX




K2BOX

MASTER



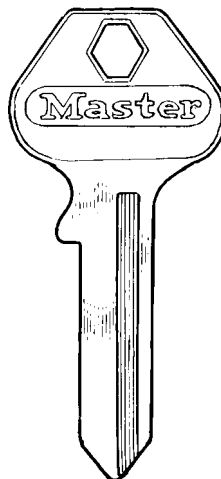
K7BOX



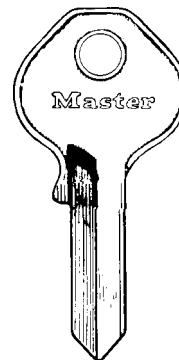
K15BOX




K17BOX



K19BOX



K27BOX



K81KMBX
For 5 pin 81 Master Padlock
master keyed

MASTER

ILCO CYLINDER KEY BLANKS

The Cool Colors are just on the key head

Cool Colors
 KW1-PC AMBER
 KW1-PC AQUA
 KW1-PC RUBY
 KW1-PC TEAL
 KW1-PC VIOLET

1154ES KEIL
 1557 KENNEDY TOOL BOX
 1176 1, 2, 3
 KW1-PC ASSORTED One of each above color
 KW1-BIG KWIKSET
 1176D KWIKSET

NOT PICTURED
 SIMILAR TO KEY AT LEFT

Cool Colors
 KW10-PC AMBER
 KW10-PC AQUA
 KW10-PC RUBY
 KW10-PC TEAL
 KW10-PC VIOLET

KW10-PC ASSORTED
 One of each above color

A1176
 CR1176
 1176RK REKEYING TOOL
 A1176ST KWIKSET 1

6 Pin 1004A (2)
 7 Pin 1004AL

5 PIN
 6 PIN
 7 PIN

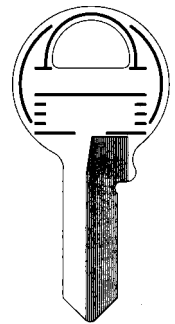
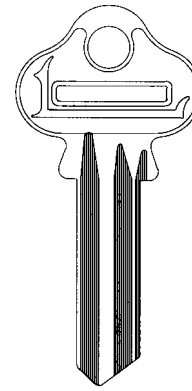
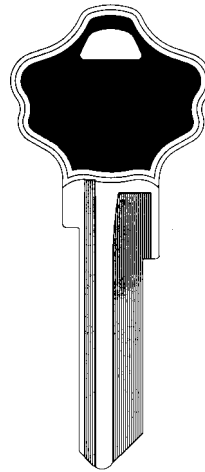
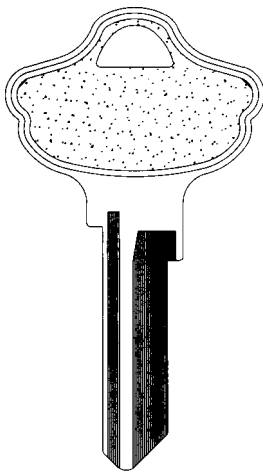
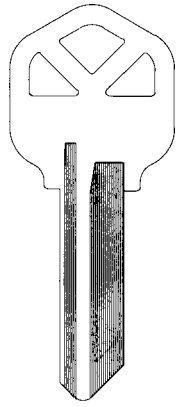
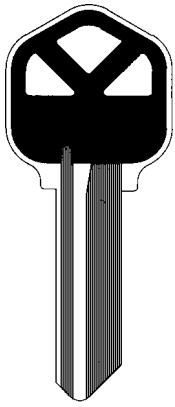
5 pin 1004 1, 2
 1004AX LOCKWOOD
 1004AXA LOCKWOOD
 1004XM LOCKWOOD

LC1069 LANE CHEST
 1154L LOCK-O-PHONE

1 - Available in Look Alike, see pages 1070-1072.
 2 - Available in Taylor Line®, see page 1073.
 3 - Available in Bin Pack, see page 1074.

ILCO CYLINDER KEY BLANKS

LOOK-A-LIKE KEY BLANKS



TA-1063KW NP

TA-1063KW BR

TA-07743

TA-08260KW (NS)
TA-83559 (NP)

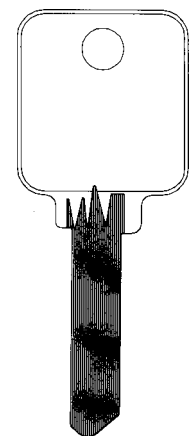


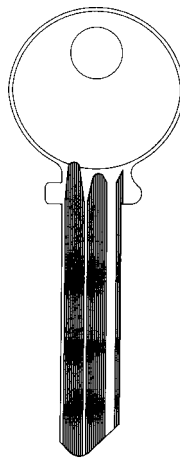
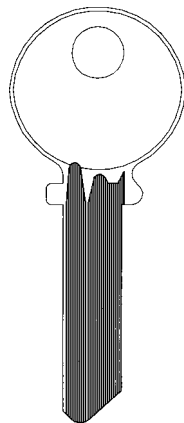
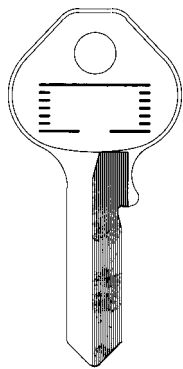
TA-B308 NP

TA-1K

KWIKSET

LOCKWOOD

MASTER



TA-15K

TA-1515 NS

TA-A1515 NS

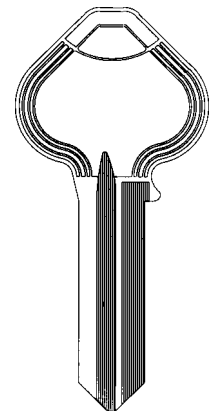
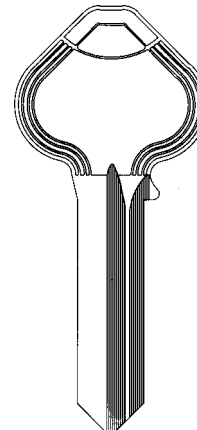
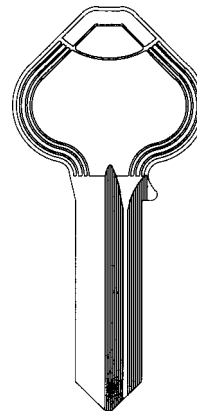
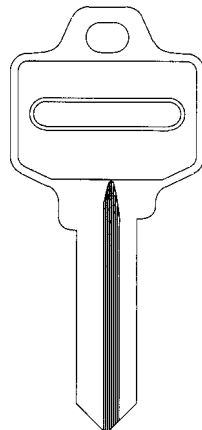

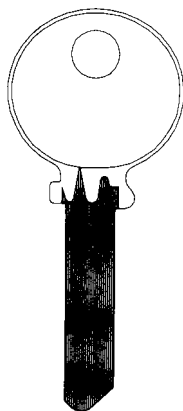
TA-1517 NS

TA-A1517 NS

TA-1518 NS

MASTER

MEDECO



TA-1542 NS

TA-1543 NS

TA-4295

TA-5D1R NS

TA-6D1R NS

TA-5981R NS

MEDECO

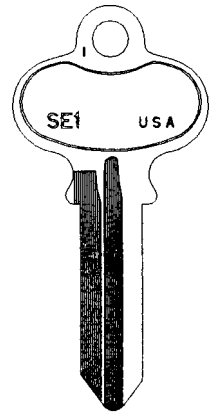
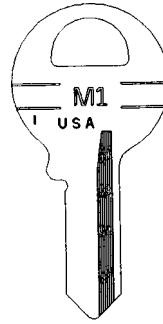


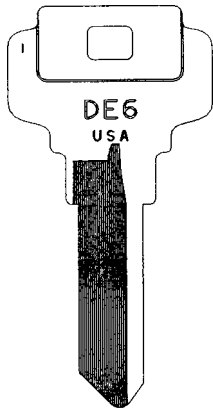
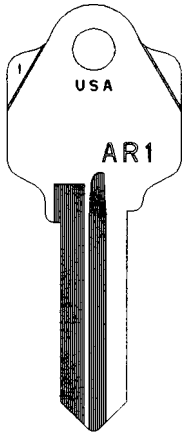
NATIONAL

RUSSWIN

Look Alike key blanks are made as close to the original as legally possible. They would meet the industry standards of an original, except they do not carry the original or ILCO logo. They are also normally less expensive than the original equipment key blanks.

ILCO CYLINDER KEY BLANKS

250 BIN PACK KEY BLANKS



AR1-BR-250PK

ARROW



DE6-BR-250PK

DEXTER



KW1-BR-250PK

KWIKSET



KW1-NP-250PK



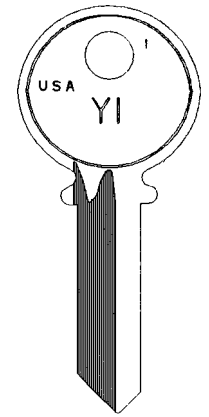
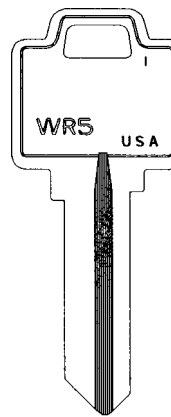
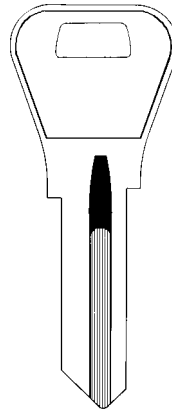
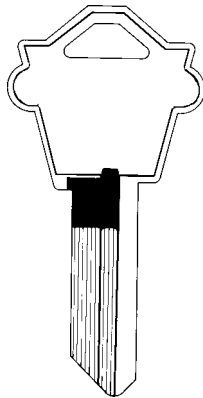
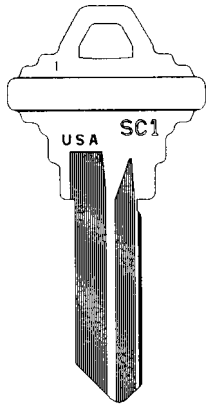
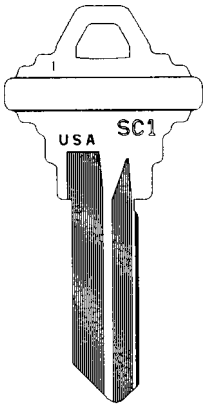
M1-BR-250PK

MASTER



SE1-BR-250PK

SEGAL



SC1-BR-250PK

SCHLAGE



SC1-NP-250PK



WK2-BR-250PK

WESLOCK



WR3-BR-250PK



WR5-BR-250PK
WR5-NP-250PK

WEISER



Y1-BR-250PK

YALE


-BR Brass, -NP Nickel Plate

250PK - Sold in multiples of 250

Bin Pack



Save Time
Save Space
Save Money



Sample of Bin Pack for keys blanks packed in 250 quantities (-250PK)

ILCO UNICAN innovation goes beyond quality products to offer you functional packaging. Our latest volume pack, dispenser style bin box is unique and has been designed with the professional in mind.

This stackable, space saving design is perfect for those popular keys when hooks will not hold your demand requirements.

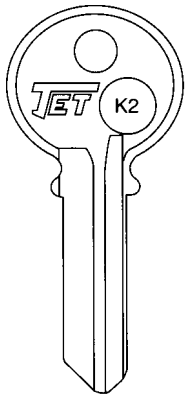
Easy to use...
Cut tape and pull out for dispenser.




Y11-BR-250PK

YALE

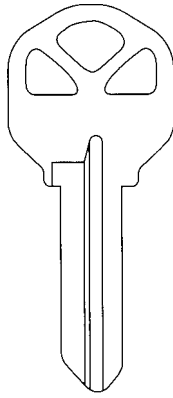
JET CYLINDER KEY BLANKS



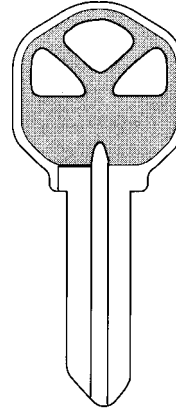
JT-K2
KEIL




JT-KW1 1
JT-KW1-250
(250 Blanks in Bulk Pack)



JT-KW1+ 1
JT-KW1+-250
JT-KW1+NP-250
(250 Blanks in Bulk Pack)

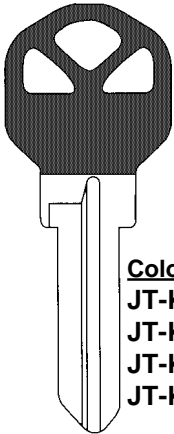


JT-1063KW-BR 1



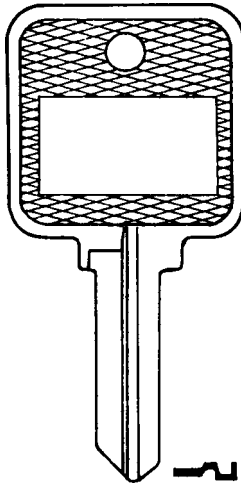
JS-1063KW NP

Also stock KW1 with Groovy Designs. See Inside Front Cover.

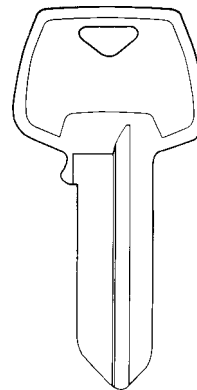


- Color Plastic Head**
- JT-KW1 PHC B** Blue
 - JT-KW1 PHC G** Green
 - JT-KW1 PHC R** Red
 - JT-KW1 PHC Y** Yellow

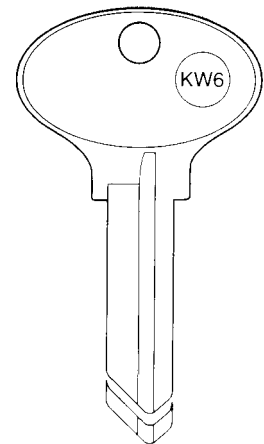
JT-KW1 PHC ASST
(2ea Blue, 1ea balance)



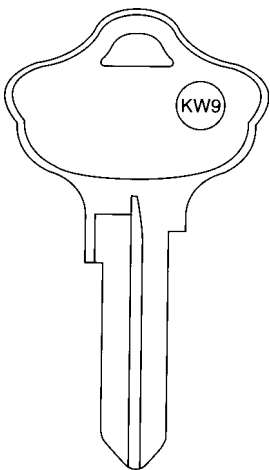
JT-KW1RH



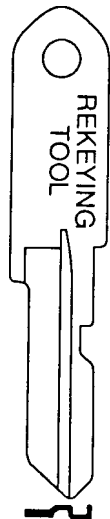
JT-KW1-IMP



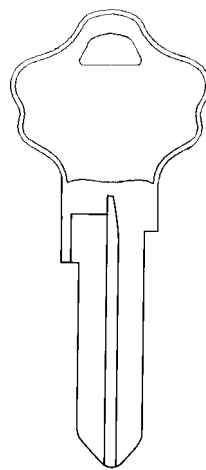
5 pin **JT-KW6**
6 pin **JT-KW5**



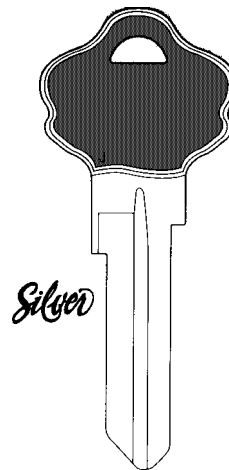
JT-KW9-NP



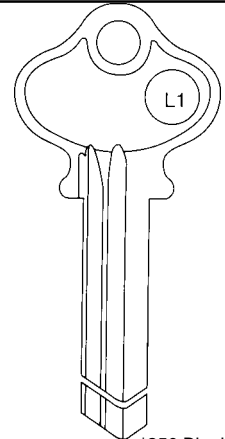
JT-KW9-RT-NP



JT-KW10-NP



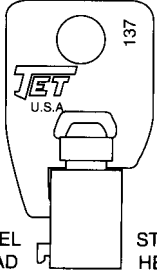
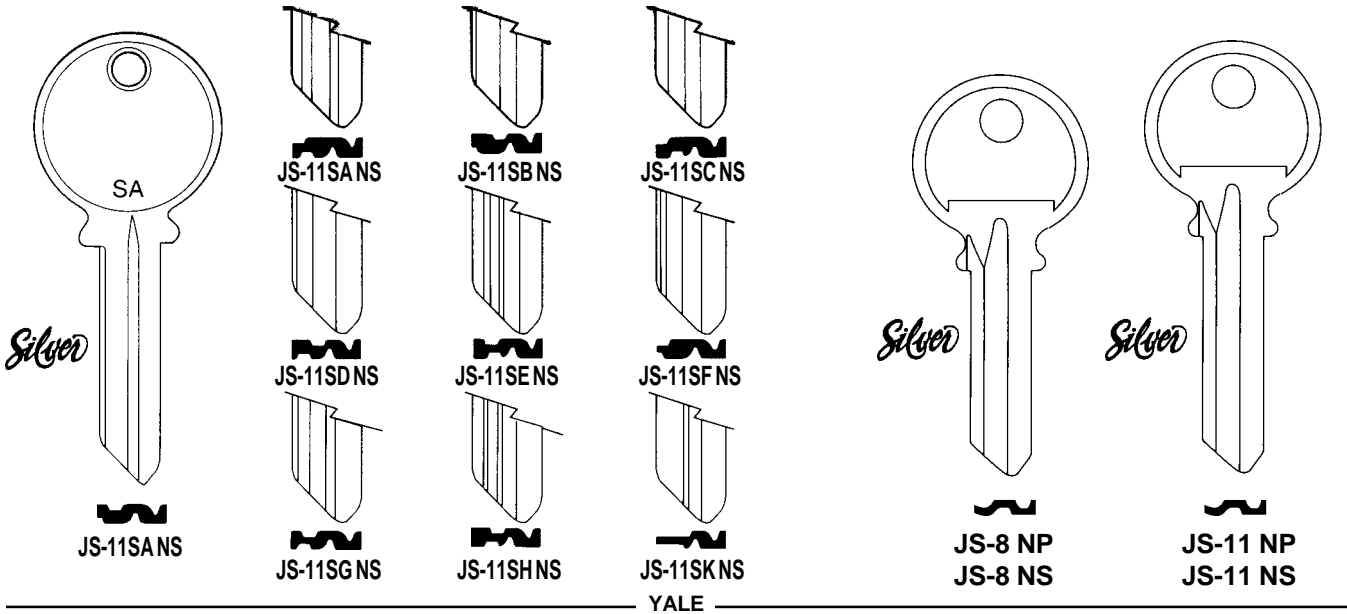
JS-8260KW NS



*250 Blanks in Bulk Pack

5 pin **JT-L1 1**
JT-L1-250*
6 pin **JT-L4**
LOCKWOOD

JET CYLINDER KEY BLANKS

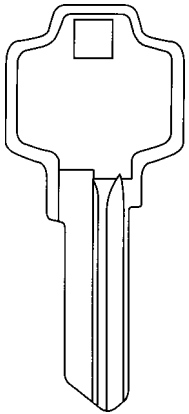


STEEL HEAD STEEL HEAD
 STEEL O.D. .377 BRASS
 TUBE I.D. .312 TUBE



JT-137S JT-137B
 TUBULAR KEY

"ONLY THE PROFESSIONAL KNOWS FOR SURE..."



PLAIN (BOTH SIDES)

| MFG. | MFG # | JET # | |
|---------|---------|------------|--|
| ARROW | K2 | JT-AR1-UN | |
| DEXTER | 67 | JT-DE6-UN | |
| KWIKSET | 1063KW | JT-KW1-UN | |
| MASTER | 1K, 77K | JT-M1-UN | |
| RUSSWIN | 6D1R | JT-RU46-UN | |
| SCHLAGE | 100-C | JT-SC1-UN | |
| SCHLAGE | 101-C | JT-SC4-UN | |
| SCHLAGE | 100-E | JT-SC8-UN | |
| SCHLAGE | 101-E | JT-SC9-UN | |
| SEGAL | K9 | JT-SE1-UN | |
| WEISER | P1555 | JT-WR3-UN | |
| YALE | 8 | JT-Y1-UN | |