

ZIPF LOCK COMPANY

DOOR & CYLINDER GUARDS

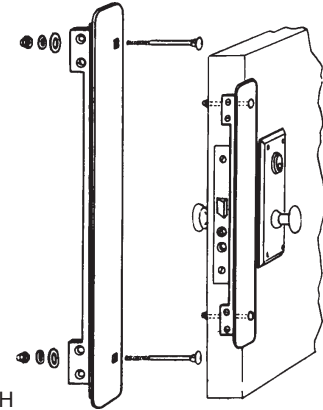
HEAVY DUTY GUARD PLATE



VDG-10

The VDG-10 is the strongest and most popular guard plate. It is 14" long and is made from 2 pieces of 16 gauge cold rolled steel, welded together with a baked Matte Bronze finish.

This guard plate offers maximum resistance to prying and forcing. It mounts onto your door with 2 carriage bolts going through the door and anchored with a nut and cap nut on the inside. Four wood screws go into the edge of the door. Guard plates come complete with all necessary hardware and illustrated instructions.



1-3/4"W x 14"H

**PROTECT AGAINST
BREAK-INS!!**

LATCH-GARD®

Finishes:

- BB-** Bright Brass
- D-** Duranodic
- Z-** Zinc Plated



3" x 11"
LG-100



3" x 11"
LG-110



1-1/2" x 6"
LG-120



1-1/2" x 10"
LG-130



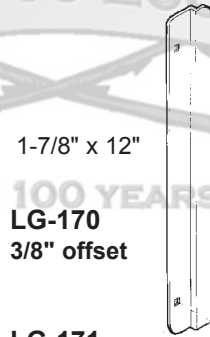
2-1/2" x 10"
LG-140



2-5/8" x 6"
LG-150

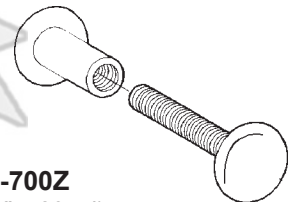


12" x 2-5/8"
Fits Adams Rite
LG-160



1-7/8" x 12"
LG-170
3/8" offset

LG-171
1/2" offset



LG-700Z
(1/4" x 20 tpi)
with screw

LG-710Z
(5/16" x 18 tpi)
with screw

TO ORDER: Specify Guard No. and Finish.

LG-100 + BB = LG-100-BB

©ZIPF LOCK COMPANY

309
(PL-24)

”Your warehouse around the corner”