


# MISCELLANEOUS

## HOUSE NUMBERS

### Traditional House Numbers

- 4" High.
- Popular traditional styling for easy readability.
- Made from solid wrought brass.
- Conforms to ANSI/BHMA A156.16 L13181.
- Brass brads included.



**To Order, Specify Stock# & Finish**


EX: IV-3004-619

Finishes: 605, 619, 620

Stock#	House Number	Stock#	House Number
IV-3004-	#0	IV-3054-	#5
IV-3014-	#1	IV-3064-	#6
IV-3024-	#2	IV-3074-	#7
IV-3034-	#3	IV-3084-	#8
IV-3044-	#4	IV-3094-	#9

### Contemporary House Numbers

- 5" High.
- Bold, thick design is easy to see from a distance.
- Made from cast brass.
- Mounting screws included.



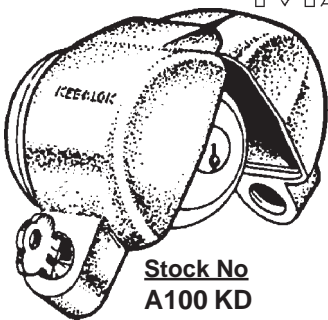
**To Order, Specify Stock# & Finish**

EX: IV-3005-619

Finishes: 505, 605, 613, 619, 620, 625

Stock#	House Number	Stock#	House Number
IV-3005-	#0	IV-3055-	#5
IV-3015-	#1	IV-3065-	#6
IV-3025-	#2	IV-3075-	#7
IV-3035-	#3	IV-3085-	#8
IV-3045-	#4	IV-3095-	#9

## KEY BLOKS



Stock No	Description
A100 KD	Keyed Different
A100 KA	Keyed Alike

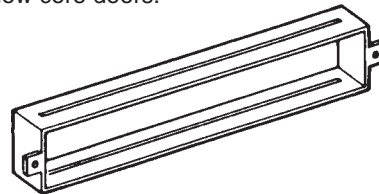
- Prevents entry of any existing keys.
- Portable! Fits in the palm of your hand.
- Added protection! A new lock in just seconds.
- High strength aluminum alloy. Silver powdercoat finish.
- A100 fits 90% of all knob locks.

## LETTER BOX PLATES



### Sleeves for use with Letter Box Plates

- Made of stainless steel.
- For 1-3/4" hollow core doors.



Stock No.	For Letter Box Plates:
IV-601 1-3/4	620, 621, 622 Plates
IV-602 1-3/4	618, 619, 623, 624 Plates

For use with Letter Box Plates on next page.

# MISCELLANEOUS

## LETTER BOX PLATES



### Weather Tite®—

- Weather-Tite construction featuring interlocking flap and frame gives added protection from weather.
- 620 Series models feature spring loaded front plate features bronze spring to insure tightly closed position. Can be installed in vertical position.
- Rugged construction. Made of heavy gauge wrought brass, bronze or aluminum.
- Template for door cut-out packed with all letter box plates.

#### Magazine Size Letter Box Plate with Covered Back Plate

- Spring-loaded front plate.
- Dimensions: Overall Size: 13" x 3-9/16"  
Plate Opening: 11" x 2"



**Stock No. Specify Finish)**

**IV-621B**

Finishes: 3, 5, 10B, 15, 15A, 26, 26D

#### Letter Box Plate with Covered Back Plate

- Spring-loaded front plate.
- Dimensions: Overall Size: 10" x 3"  
Plate Opening: 7-1/2" x 2"



**Stock No. Specify Finish)**

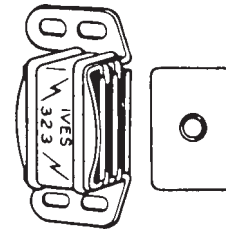
**IV-624B**

Finishes: 3, 5, 10B, 15, 15A, 26D

## MAGNETIC CATCHES

### Triple Pole Magnetic Catches

- Self-aligning magnet insures maximum pull.
- Case design allows easy magnet adjustment on cabinet or small door applications.
- Aluminum case.
- Packed with sheet metal screws.
- Conforms to ANSI/BHMA A156.9.
- Dimensions:  
Case: 2-1/16" Long x 1-5/32" Deep x 7/8" Thick  
Load Capacity: 6 lbs.



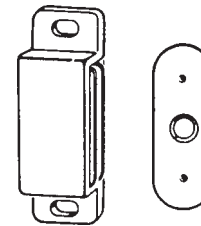
**Magnetic Catch**

**IV-323A92**

Finishes: Aluminum Clear Coated

### Double Pole Magnetic Catches

- High impact plastic case is tan colored to blend with wood.
- Easy to adjust.
- Packed with sheet metal screws.
- Conforms to ANSI/BHMA A156.9 B03141.
- Dimensions:  
Case: 1-3/4" Long x 9/16" Deep x 1/2" Thick  
Load Capacity: 5 lbs.



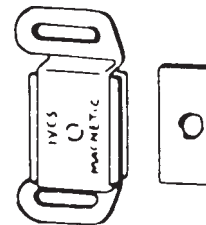
**Magnetic Catch**

**IV-324P69**

Finishes: Dark Bronze Painted

### Double Pole Magnetic Catches

- Self aligning magnet insures maximum pull.
- Case design allows easy magnet adjustment on cabinet or small door applications.
- Aluminum case.
- Packed with sheet metal screws.
- Conforms to ANSI/BHMA A156.9.
- Dimensions:  
Case: 2-1/16" Long x 1-1/8" Deep x 5/8" Thick  
Load Capacity: 5 lbs.



**Magnetic Catch**

**IV-325A**

Finishes: 3, 92