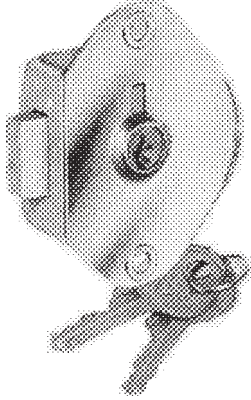


# LOCKER LOCKS




## Built-in Key Operated Locker Locks



Stock No.	Description
1710	Manual deadbolt locking.
1714	Spring Bolt-Automatic locking

Fits both right and left handed doors.  
5 pin tumbler  
Stock KD & KA (40H102)  
MK Factory Order

**Combination Padlocks with Key-Controlled Mechanism. Great for School, Industrial, gymnasium locker rooms.**



All features of No. 1500, plus key-controlled mechanism with brass cylinder, nickel-silver tumbler security. Designed for special installations such as schools, industrial plants, gymnasium locker rooms, etc. Not recommended for over-the-counter sales. Special security feature — keyway in back of lock. Individual user operates lock by dialing combination. Authorized person has control key, providing easy access to all lockers (control keys must be ordered separately). Installation record maintained at factory, on factory ordered padlocks, permitting extension system under same key.

Stock No.	Description	Minimum of 10 padlocks
1525 V689	Key-controlled Padlock	
1525K V689	V689 Key	


*Other numbers factory order only*

**See "Padlocks" section of catalog for other padlocks.**




**SmoothSpin™ Combination Padlocks with Key-Controlled Mechanism. Great for School, Industrial, gymnasium locker rooms.**

Minimum of 10 padlocks

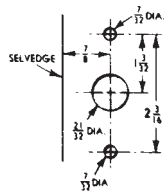


SmoothSpin™ combination Different, control key feature, standard 11/16" shackle clearance, 9/32" shackle diameter, black dial. See 1525 padlock above for more information.

Stock No.	Description
2076 V689	Key-controlled Padlock
1525K V689	V689 Key



NL-C8402



MOUNTING HOLES



## Lever Tumbler Locker Locks

**APPLICATION**—For metal locker doors. Reversible for R.H. or L.H. applications.

**OPERATION**—NL-C8402: Key removable only in locked position.

**KEYING**—Each lock keyed different, masterkeying to 5L.

**KEY BLANK**—D8192.

**FINISH**—2C-Zinc Plated.

**PACKAGING**—Supplied with two keys; no mounting hardware is furnished.

<b>Stock No.:</b>	<b>NL-C8402-2C</b>
<b>Type of Mounting:</b>	Box Lockers
<b>Bolt Type:</b>	Spring
<b>Cyl. Lgth.:</b>	5/16"
<b>Bolt Travel:</b>	9/32"