

MISCELLANEOUS

LETTER BOX PLATES



Weather Tite®—

- Weather-Tite construction featuring interlocking flap and frame gives added protection from weather.
- 620 Series models feature spring loaded front plate features bronze spring to insure tightly closed position. Can be installed in vertical position.
- Rugged construction. Made of heavy gauge wrought brass, bronze or aluminum.
- Template for door cut-out packed with all letter box plates.

Magazine Size Letter Box Plate with Covered Back Plate

- Spring-loaded front plate.
- Dimensions: Overall Size: 13" x 3-9/16"
Plate Opening: 11" x 2"



Stock No. Specify Finish)

IV-621B

Finishes: 3, 5, 10B, 15, 15A, 26, 26D

Letter Box Plate with Covered Back Plate

- Spring-loaded front plate.
- Dimensions: Overall Size: 10" x 3"
Plate Opening: 7-1/2" x 2"



Stock No. Specify Finish)

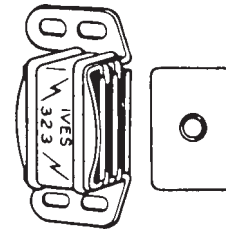
IV-624B

Finishes: 3, 5, 10B, 15, 15A, 26D

MAGNETIC CATCHES

Triple Pole Magnetic Catches

- Self-aligning magnet insures maximum pull.
- Case design allows easy magnet adjustment on cabinet or small door applications.
- Aluminum case.
- Packed with sheet metal screws.
- Conforms to ANSI/BHMA A156.9.
- Dimensions:
Case: 2-1/16" Long x 1-5/32" Deep x 7/8" Thick
Load Capacity: 6 lbs.



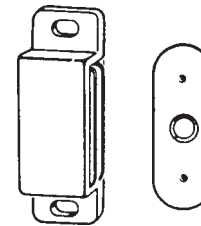
Magnetic Catch

IV-323A92

Finishes: Aluminum Clear Coated

Double Pole Magnetic Catches

- High impact plastic case is tan colored to blend with wood.
- Easy to adjust.
- Packed with sheet metal screws.
- Conforms to ANSI/BHMA A156.9 B03141.
- Dimensions:
Case: 1-3/4" Long x 9/16" Deep x 1/2" Thick
Load Capacity: 5 lbs.



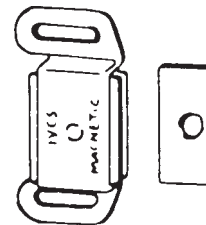
Magnetic Catch

IV-324P69

Finishes: Dark Bronze Painted

Double Pole Magnetic Catches

- Self aligning magnet insures maximum pull.
- Case design allows easy magnet adjustment on cabinet or small door applications.
- Aluminum case.
- Packed with sheet metal screws.
- Conforms to ANSI/BHMA A156.9.
- Dimensions:
Case: 2-1/16" Long x 1-1/8" Deep x 5/8" Thick
Load Capacity: 5 lbs.



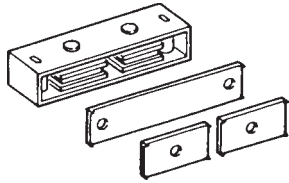
Magnetic Catch

IV-325A

Finishes: 3, 92

MISCELLANEOUS


MAGNETIC CATCHES



**Magnetic Catch
IV-326A**
Finishes: 3, 92

Mighty-Mite Heavy Duty Magnetic Catch

- Dual double pole.
- Self-aligning magnets insure maximum pull.
- Can be surface mounted or mortised.
- Aluminum case.
- Packed with sheet metal screws, 2 short strikes and 1 long strike.
- Conforms to ANSI/BHMA A156.9 B43161.
- Dimensions:
Case: 3-1/8" Long x 1" Deep x 9/16" Thick
Load Capacity: 9 lbs.

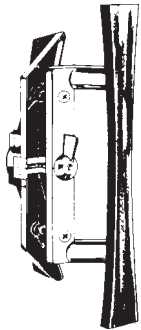


**Magnetic Catch
IV-327A**
Finishes: 3, 92

Super-Mite Heavy Duty Magnetic Catch

- Dual triple pole.
- Self-aligning magnets insure maximum pull.
- Can be surface mounted or mortised.
- Aluminum case.
- Packed with sheet metal screws, 2 short strikes and 1 long strike.
- Conforms to ANSI/BHMA A156.9 B43161.
- Dimensions:
Case: 3-1/8" Long x 1" Deep x 3/4" Thick
Load Capacity: 14 lbs.


PATIO DOOR LOCKS



SURFACE MOUNTED PATIO SET

Very popular style. Handsome wood handle. Has internal latching. Is reversible for left or right hand application. Comes with various screw lengths to accommodate different door thicknesses.

V1104
VK1104 With Keylock



SURFACE MOUNTED PATIO HARDWARE — INSIDE HANDLE ONLY

Replaces the inside portion of the V1104 patio set. Installs easily with two attaching screws.

V1104IS



FLUSH MOUNTED PATIO SET

Most popular style. Is reversible for left or right hand application. Comes with seven different latches to meet all latching requirements. Easy installation.


V1195
VK1195 With Keylock



INSIDE HANDLE FOR V1195 SET

Handsome wood grained handle is designed for use with V1195 patio set. Wood screws are also included for use as a pull on large cabinet doors, etc.

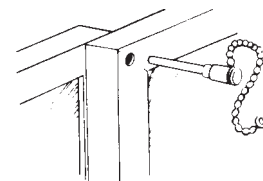
V1147H



PATIO DOOR KEY LOCK

Key lock protection for inside or outside sliding door. Deadlocks door for maximum security. Easily locked by pushing bolt to engage. Requires key to unlock. Aluminum finish.

V104



PATIO PIN LOCK

Install easily by drilling hole through sliding door and into one side of stationary door. Has pin holder for storage while not in use.

V108

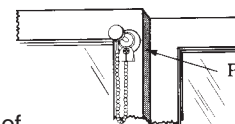
Also see page 434 for Master's
Patio Door Locking Bar.

Also see page 251 for Major's
Octopod Lock.



Sliding Door Pin Lock MAG-8752

Prevents sliding and lifting of doors. Locks or vents.



Pin Retainer Cap

©ZIPF LOCK COMPANY

See page 427 for Cal Royal, Don Jo, Ives finish descriptions.