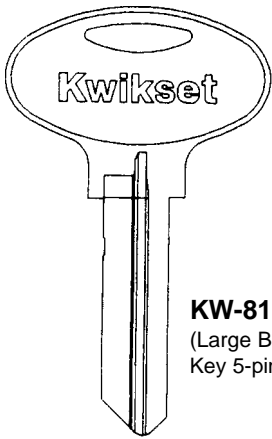
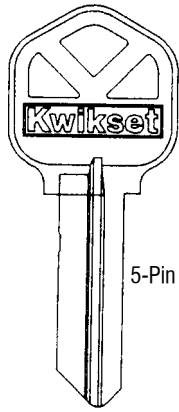


# ORIGINAL CYLINDER KEY BLANKS



**KW-81695**  
(Large Bow, Builders  
Key 5-pin - not pictured)

**KW-83559**  
(Builders Key 6-pin)



5-Pin

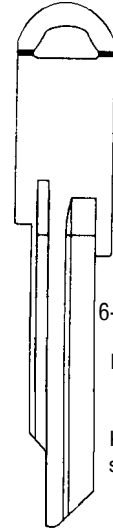
**KW-81063**  
**KW-81063-250PK**  
Nickel Plated



6-Pin

**KW-88122MK**  
Rekeying tool for  
UltraMax 6-pin  
Knobs and  
deadbolts-MK

**KW-87615**  
Rekeying tool for UltraMax

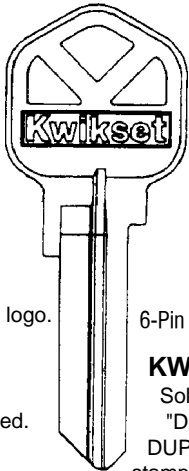


6-Pin

Rekeying tool  
for UltraMax  
Security  
Key-in-Levers  
standard "TC"

**KW-81804**

KWIKSET



**KW-81209**

Solid Bow-  
"KWIKSET  
BLDR'S KEY"  
stamped on key.  
Nickel Plated, no logo.

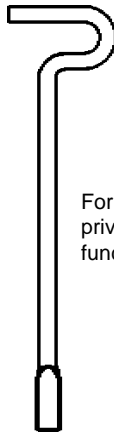
6-Pin

**KW-81210**

Solid Bow-  
6-pin, Nickel Plated.


**KW-81693**  
Solid Bow-  
"DO NOT  
DUPLICATE"  
stamped on key.

**KW-81208**  
**KW-81208-250PK**  
For UltraMax(Titan) Nickel Silver



For all  
privacy  
functions

**KW-81087**  
Emergency Key



**1270D**  
LORI/ILCO




**K1BOX**




**K2BOX**

MASTER



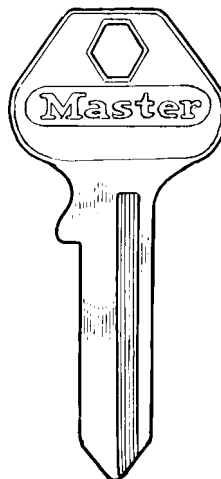
**K7BOX**



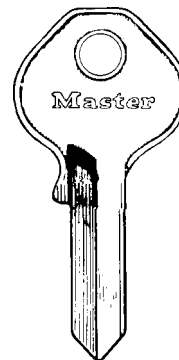
**K15BOX**




**K17BOX**



**K19BOX**



**K27BOX**



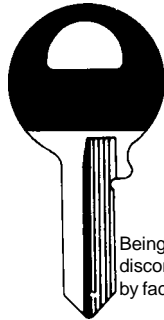
**K81KMBX**  
For 5 pin 81 Master Padlock  
master keyed

MASTER

# ORIGINAL CYLINDER KEY BLANKS




K81KRBOX



K101BOX

Being discontinued by factory



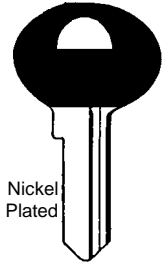
K120BOX



K130BOX



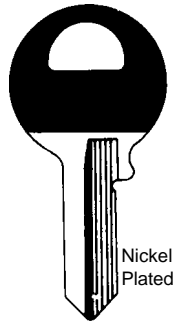
K150BOX



Nickel Plated

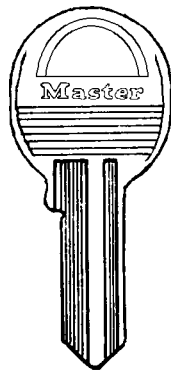
K185BOX

MASTER

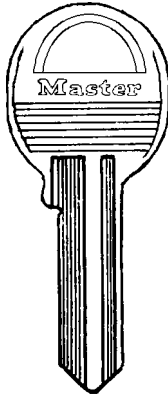


Nickel Plated

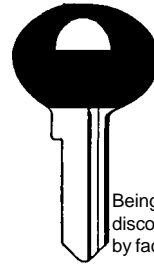
K187BOX



K600BOX




K700BOX



Being discontinued by factory

K701BOX




K900BOX



K6000BOX

MASTER



K7000BOX

For 8154 cable w/lock.

Picture not available at this time.

K8154BOX

Box of 50  
A, B, C cuts



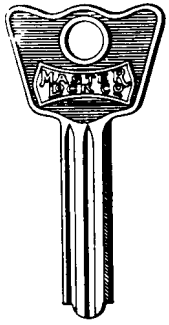
K9BOX



K10BOX

MASTER

# ORIGINAL CYLINDER KEY BLANKS



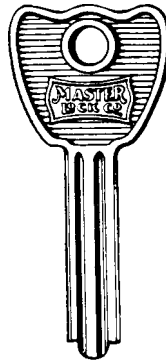
**K22KLBOX**




**K22KRBOX**



**K105BOX**



**K500LBOX**




**K500RBOX**



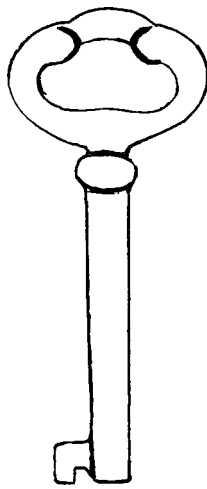
**K510BOX**

MASTER

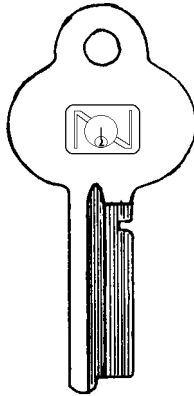
\*Order Ilco  
T153  
Key Blank



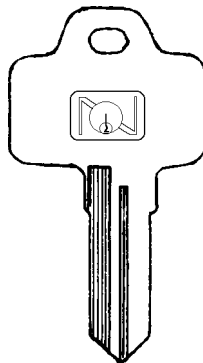
**1718K\***



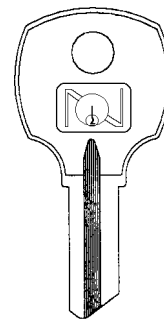
**D8890**  
Furniture Locks



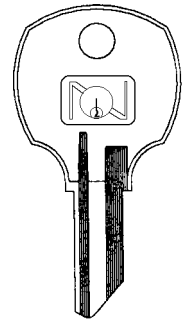
**D8490**



**D8777**



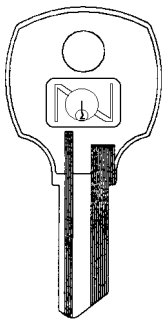
**D8786**  
5 disc  
(691-2)



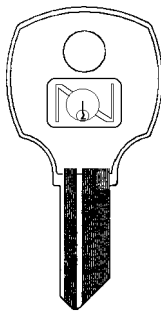
**D8782**  
4 disc  
(688-2)

MASTER

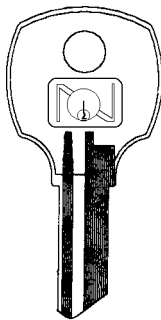
NATIONAL



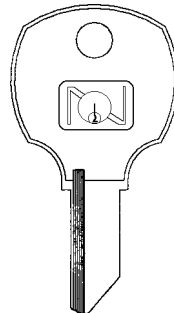
**D8785**  
5 disc  
(687-3)



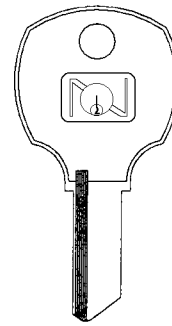
**D8780**  
4 disc  
(682-6)



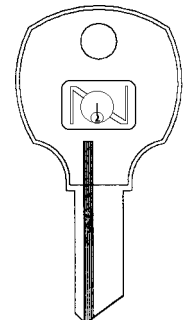
**D8783**  
5 disc  
(680-1)



**D8781**  
4 disc  
(682-7)



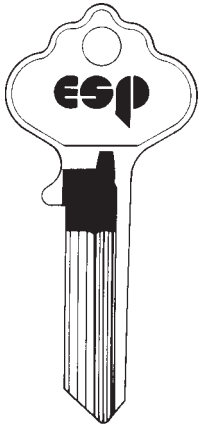
**D8784**  
5 disc  
(680-2)



**D8794**  
5 disc  
(695-9)

NATIONAL


# ESP CYLINDER KEY BLANKS



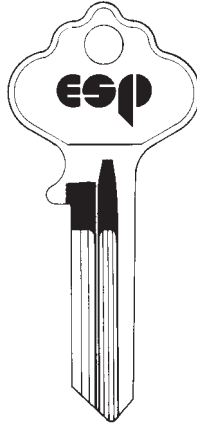
IN3



IN8



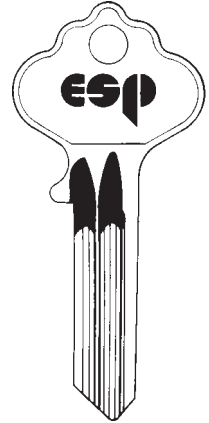
IN18



IN28




IN29

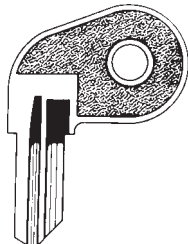


IN33


— ILCO/UNICAN —



IN34



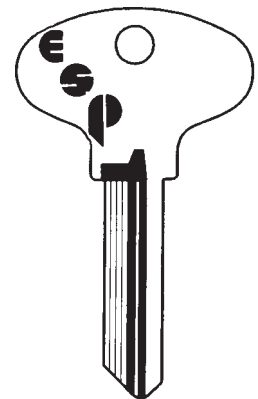
JE-1



K2



KW1



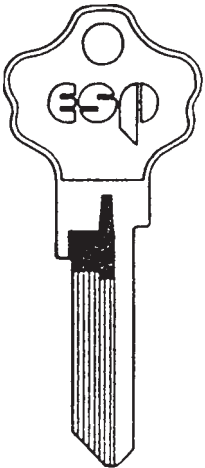
KW5

— ILCO/UNICAN —

— OUTBOARD MOTORS —

— KEIL LOCKS —

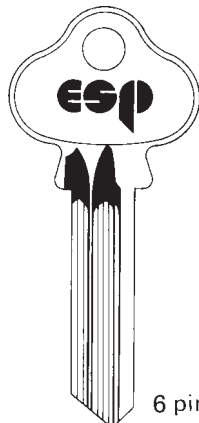
— KWIKSET LOCKS —



KW10

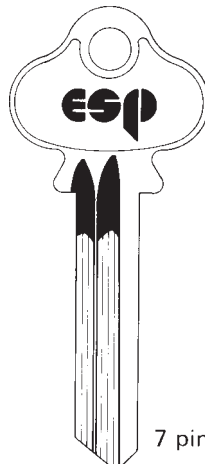


L1



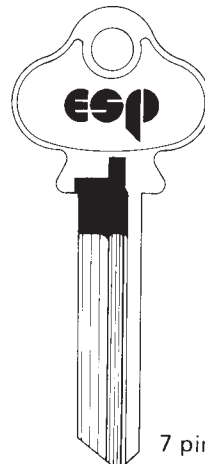
L4

6 pin



L5

7 pin



L37

7 pin



M1

— KWIKSET LOCKS —

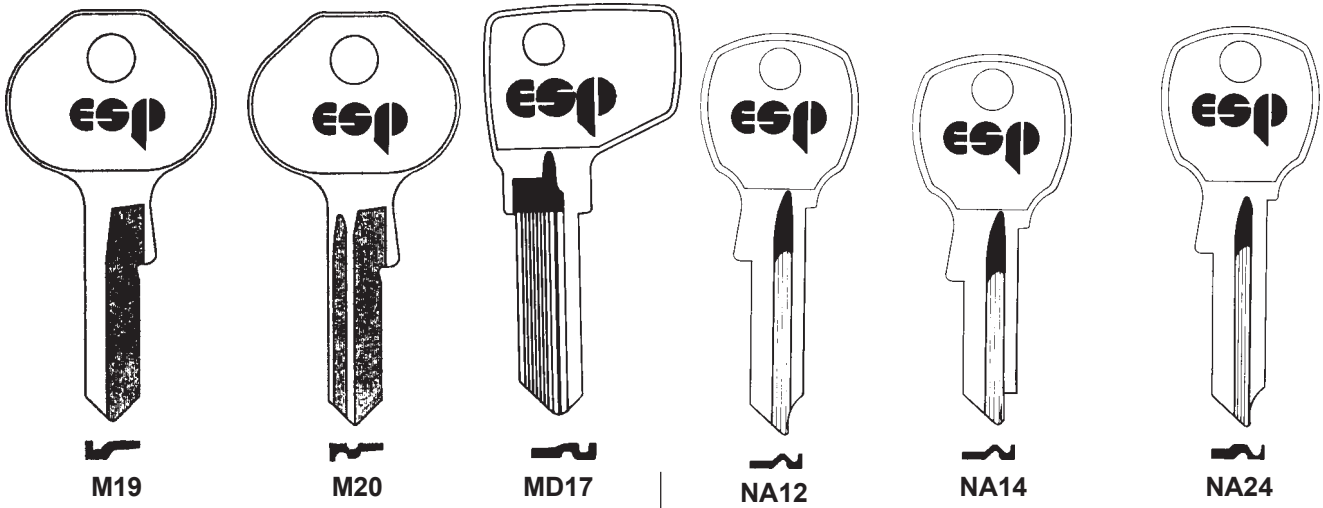
— LOCKWOOD LOCKS —

— MASTER LOCKS —

# ESP CYLINDER KEY BLANKS



MASTER LOCKS



MASTER LOCKS

NATIONAL CABINET

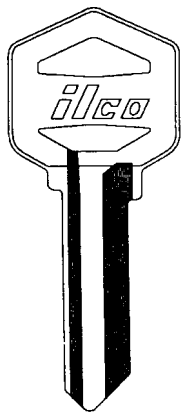


NATIONAL CABINET

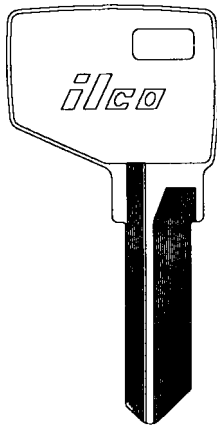
NATIONAL LOCK

RIFKIN-ARCO LOCK


# ILCO CYLINDER KEY BLANKS



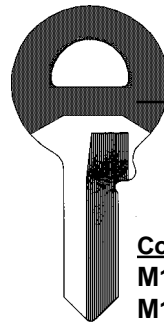
**1522**  
LSDA



**MD1054K**




**1092**  
1, 2, 3




**M1-PC ASSORTED** One of each above color  
**MASTER**

The Cool Colors are just on the key head


**Cool Colors**  
M1-PC AMBER  
M1-PC AQUA  
M1-PC RUBY  
M1-PC TEAL  
M1-PC VIOLET



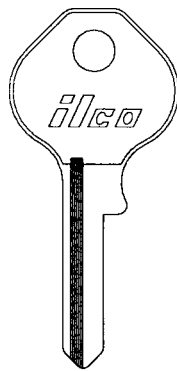
**1092B**  
(2)



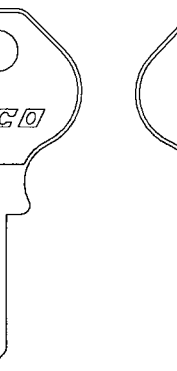
**1092C**




**1092D**



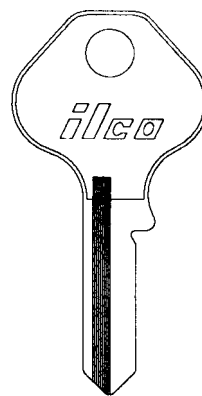
**1092DD**



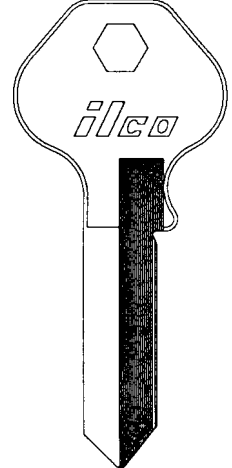
**1092E**



**1092DS**

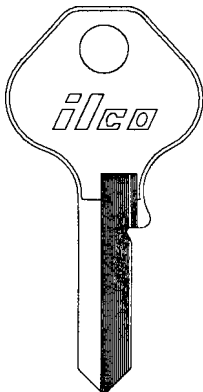


**1092H**  
(2)




**1092J**

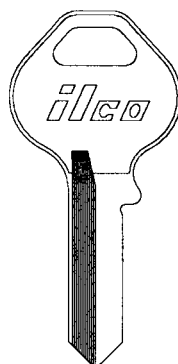
**MASTER**



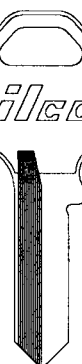
**1092N**  
1, 2



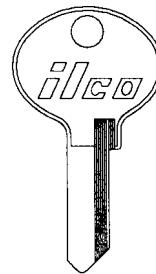
**1092NR**




**1092R**



**1092V**



**1092VA** **1092VR**  
(MASTER)

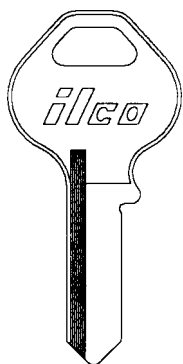


**1092VB**  
(120 PADLOCK)

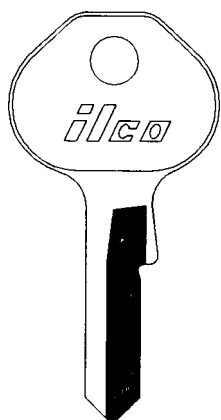
**MASTER**


1 - Available in Look Alike, see pages 1070-1072.  
2 - Available in Taylor Line®, see page 1073.  
3 - Available in Bin Pack, see page 1074.


# ILCO CYLINDER KEY BLANKS




  
1092VM




  
1092-900



  
1092-6000

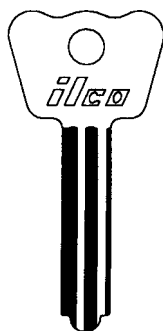


  
1092-7000

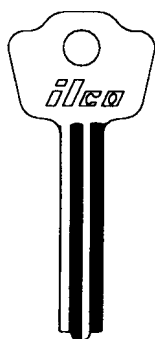


  
1092-8105

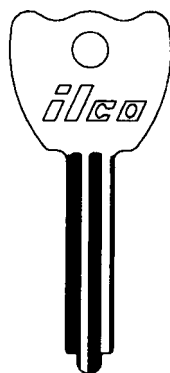
MASTER



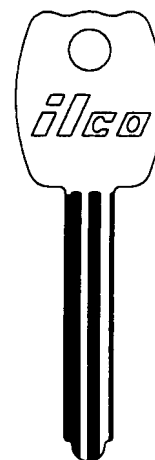
  
1286B



  
1286BR




  
1286C



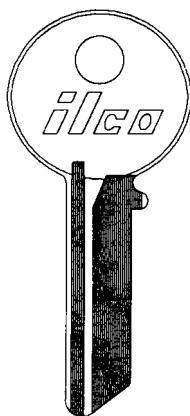
  
N1286

  
1286E

  
R1286E

  
N1286R

MASTER

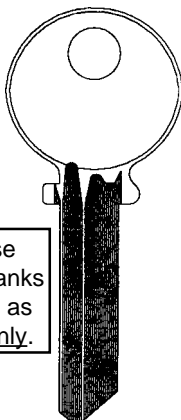



  
O1054K

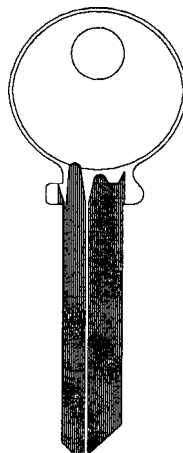
  
O1054KR


McKINNEY


NOTE: These MEDECO blanks are available as look alike only.





  
TA-1515 NS



  
TA-A1515 NS



  
TA-1517 NS

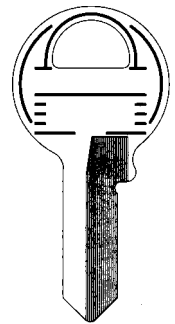
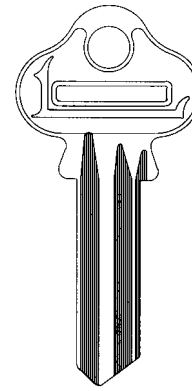
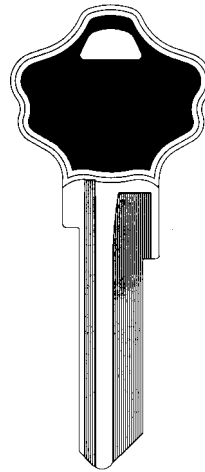
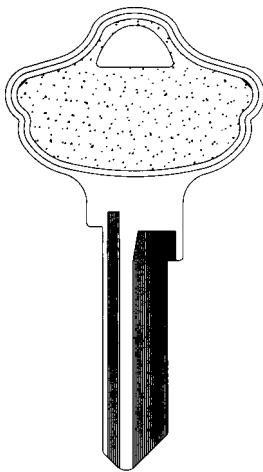
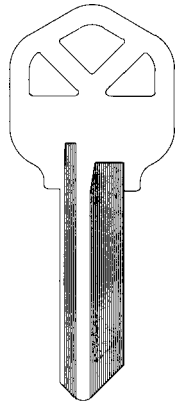
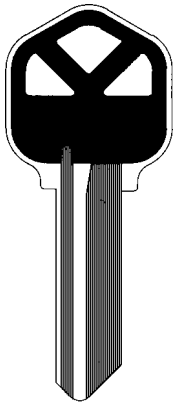


  
TA-A1517 NS

MEDECO

# ILCO CYLINDER KEY BLANKS

## LOOK-A-LIKE KEY BLANKS



TA-1063KW NP

TA-1063KW BR

TA-07743

TA-08260KW (NS)  
TA-83559 (NP)

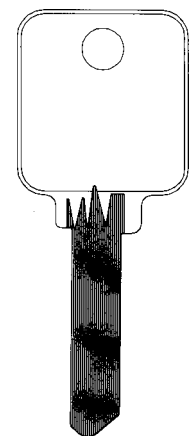


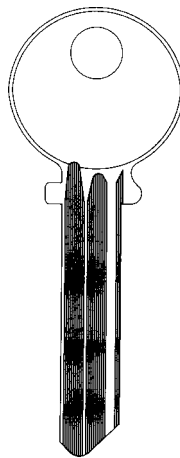
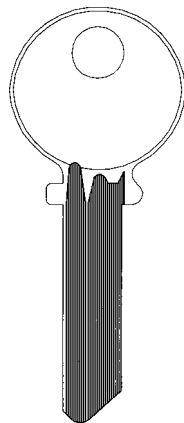
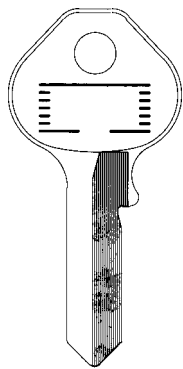
TA-B308 NP

TA-1K

KWIKSET

LOCKWOOD

MASTER



TA-15K

TA-1515 NS

TA-A1515 NS

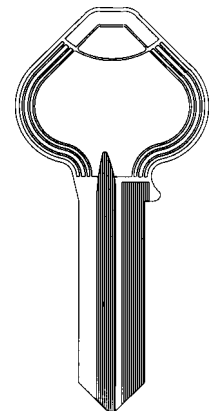
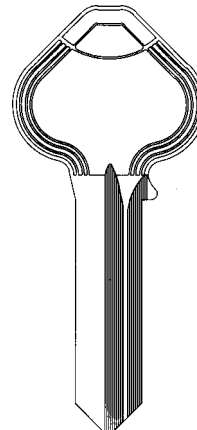
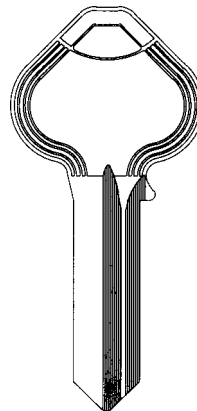
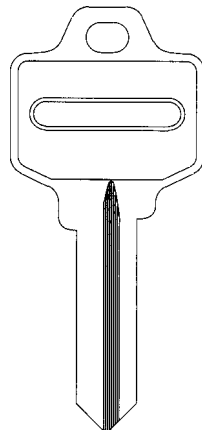

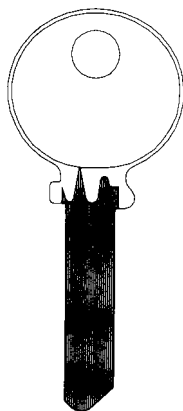
TA-1517 NS

TA-A1517 NS

TA-1518 NS

MASTER

MEDECO



TA-1542 NS

TA-1543 NS

TA-4295

TA-5D1R NS

TA-6D1R NS

TA-5981R NS

MEDECO

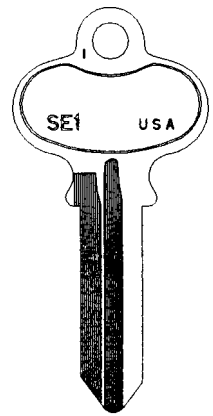
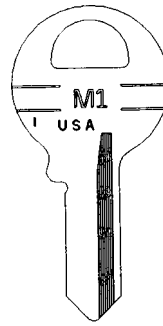


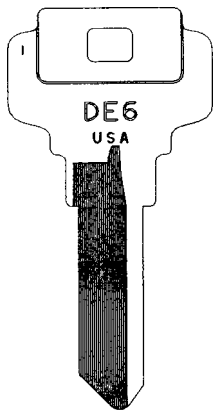
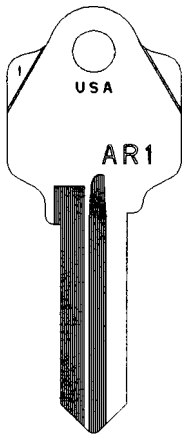
NATIONAL

RUSSWIN

Look Alike key blanks are made as close to the original as legally possible. They would meet the industry standards of an original, except they do not carry the original or ILCO logo. They are also normally less expensive than the original equipment key blanks.

# ILCO CYLINDER KEY BLANKS

250 BIN PACK KEY BLANKS



AR1-BR-250PK

ARROW



DE6-BR-250PK

DEXTER



KW1-BR-250PK

KWIKSET



KW1-NP-250PK



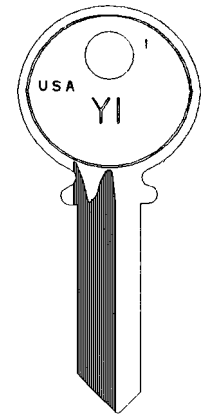
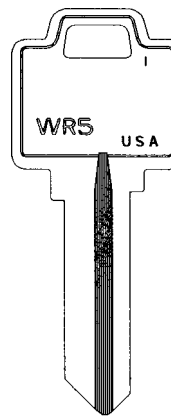
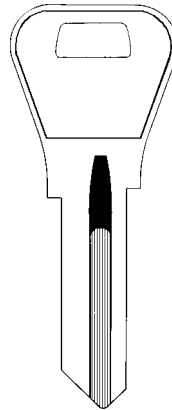
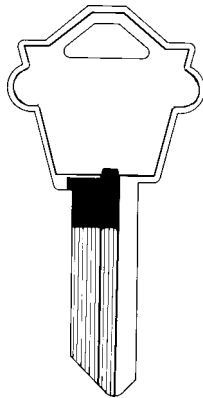
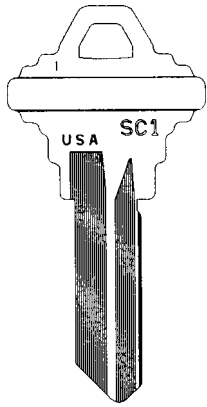
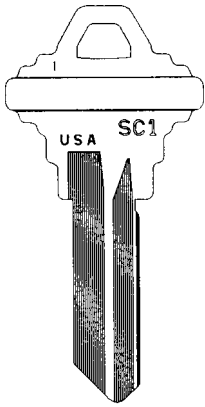
M1-BR-250PK

MASTER



SE1-BR-250PK

SEGAL



SC1-BR-250PK

SCHLAGE



SC1-NP-250PK



WK2-BR-250PK

WESLOCK



WR3-BR-250PK

WEISER



WR5-BR-250PK  
WR5-NP-250PK



Y1-BR-250PK

YALE


-BR Brass, -NP Nickel Plate

250PK - Sold in multiples of 250

## Bin Pack



Save Time  
Save Space  
Save Money



Sample of Bin Pack for keys blanks packed in 250 quantities (-250PK)

ILCO UNICAN innovation goes beyond quality products to offer you functional packaging. Our latest volume pack, dispenser style bin box is unique and has been designed with the professional in mind.

This stackable, space saving design is perfect for those popular keys when hooks will not hold your demand requirements.

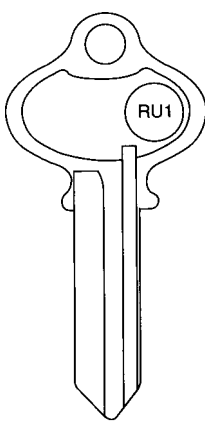
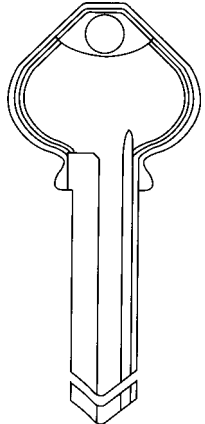
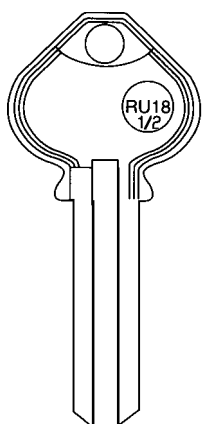
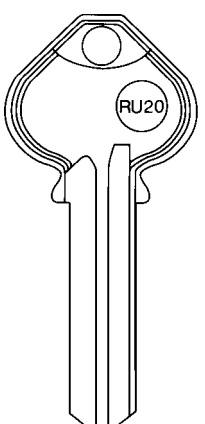
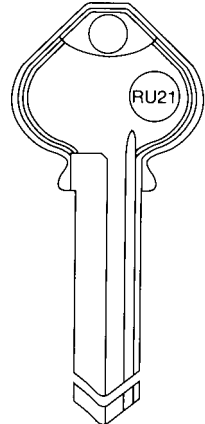
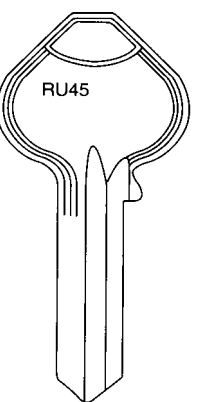






Easy to use...  
Cut tape and pull out for dispenser.

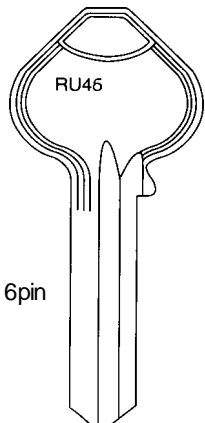
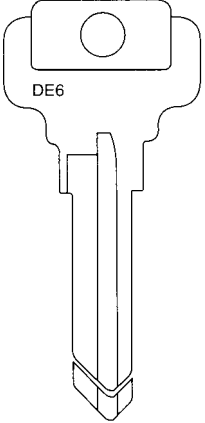
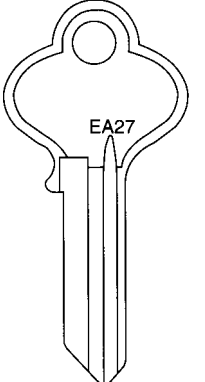
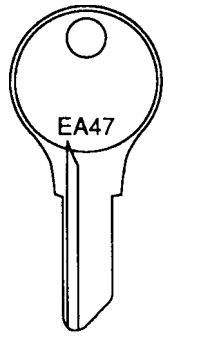
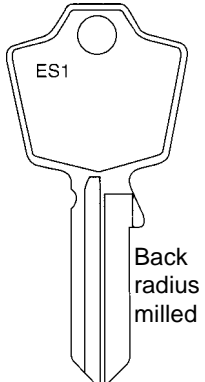







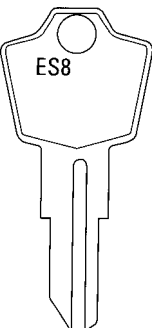
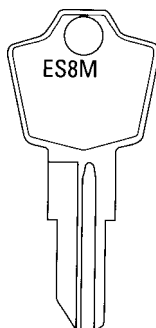
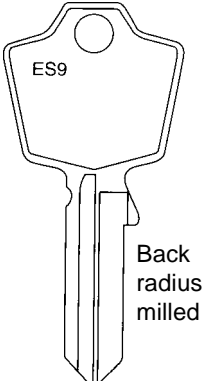
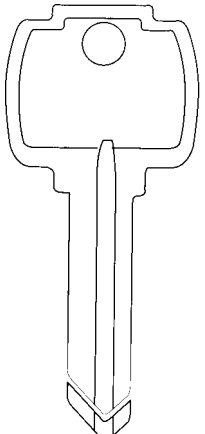
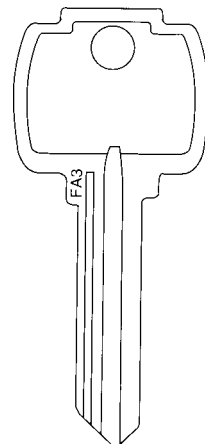
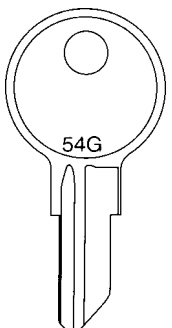






Y11-BR-250PK

YALE

# JET CYLINDER KEY BLANKS

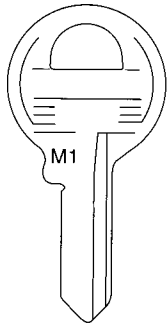
 <p style="text-align: center;">RU1</p>		 <p style="text-align: center;">RU18 1/2</p>	 <p style="text-align: center;">RU20</p>	 <p style="text-align: center;">RU21</p>	 <p style="text-align: center;">RU45</p>
 <b>JT-RU1</b>	 5 pin <b>JT-RU4</b> 6 pin <b>JT-RU16</b>	 <b>JT-RU18-1/2</b>	 <b>JT-RU20</b>	 5 pin <b>JT-RU21</b> 6 pin <b>JT-RU22</b>	 <b>JT-RU45 1</b> <b>JT-RU45-250</b> (250 Blanks in Bulk Pack)
CORBIN/RUSSWIN					

 <p style="text-align: center;">RU46</p> <p style="text-align: center;">6pin</p>	 <p style="text-align: center;">DE6</p>	 <p style="text-align: center;">EA27</p>	 <p style="text-align: center;">EA47</p>	 <p style="text-align: center;">ES1</p> <p style="text-align: right;">Back radius milled</p>
 <b>JT-RU46 1</b> <b>JT-RU46-250</b> (250 Blanks in Bulk Pack)	 5 pin <b>JT-DE6 1</b> <b>JT-DE6-250</b> (250 Blanks in Bulk Pack)	 <b>JT-EA27</b>	 <b>JT-EA47</b>	 <b>JT-ES1</b>
CORBIN/RUSSWIN	DEXTER	EAGLE		ESP

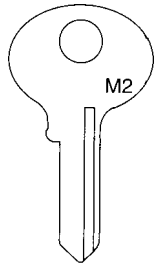
 <p style="text-align: center;">ES8</p>	 <p style="text-align: center;">ES8M</p>	 <p style="text-align: center;">ES9</p> <p style="text-align: right;">Back radius milled</p>		 <p style="text-align: center;">FA3</p>	 <p style="text-align: center;">54G</p>
 <b>JT-ES8</b>	 <b>JT-ES8M</b>	 <b>JT-ES9</b>	 5 pin <b>JT-FA1</b> 6 pin <b>JT-FA2</b>	 <b>JT-FA3</b>	 <b>JT-54G</b>
ESP			FALCON		FORT

1 - Available in Uni Bow Head, see page 1090

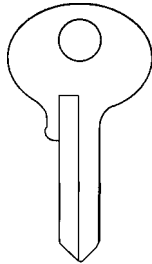
# JET CYLINDER KEY BLANKS



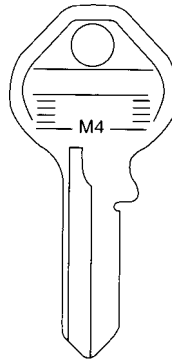
**JT-M1+ 1**  
**JT-M1-250**  
(250 Blanks in Bulk Pack)



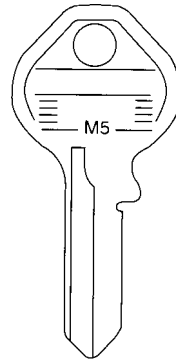
**JT-M2**



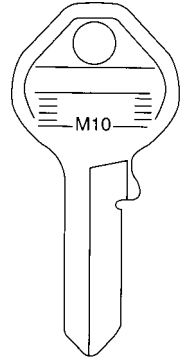
**JT-M3**



**JT-M4**

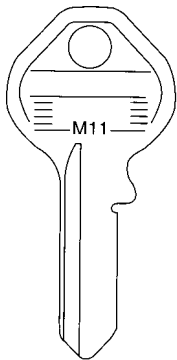


**JT-M5**

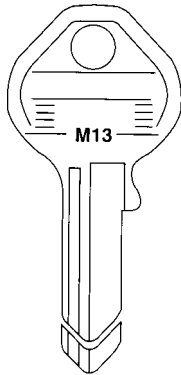


**JT-M10**

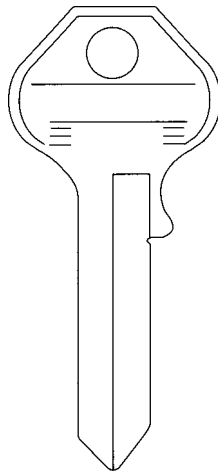
MASTER



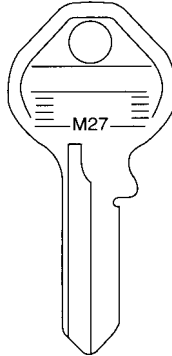
**JT-M11**



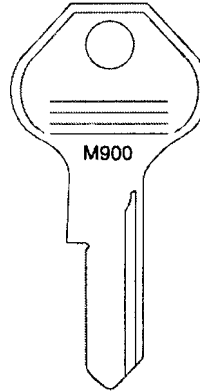
4 pin **JT-M13**  
5 pin **JT-M12**



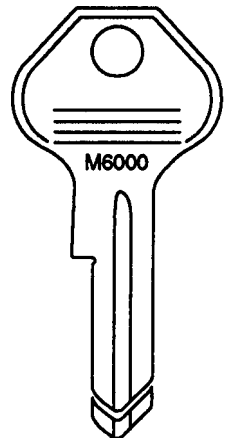
**JT-M19**



**JT-M27**

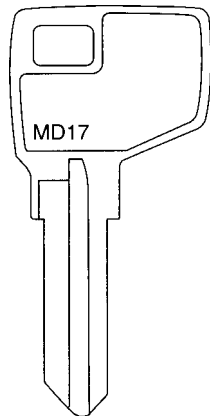


**JT-M900**



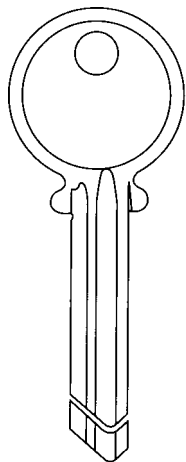
6 pin **JT-M6000**  
7 pin **JT-M7000**

MASTER




**JT-MD17**

MASTER DEXTER

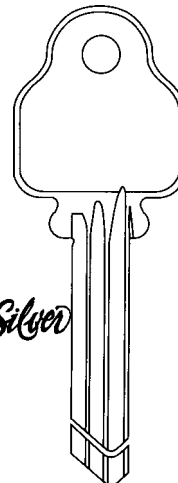


5 pin **JT-AIR5-BR**  
6 pin **JT-AIR6-BR**

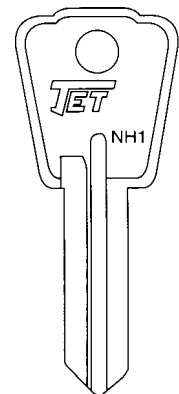


*Silver*  
**JS-AIR5-NS**  
**JS-AIR6-NS**

MEDECO



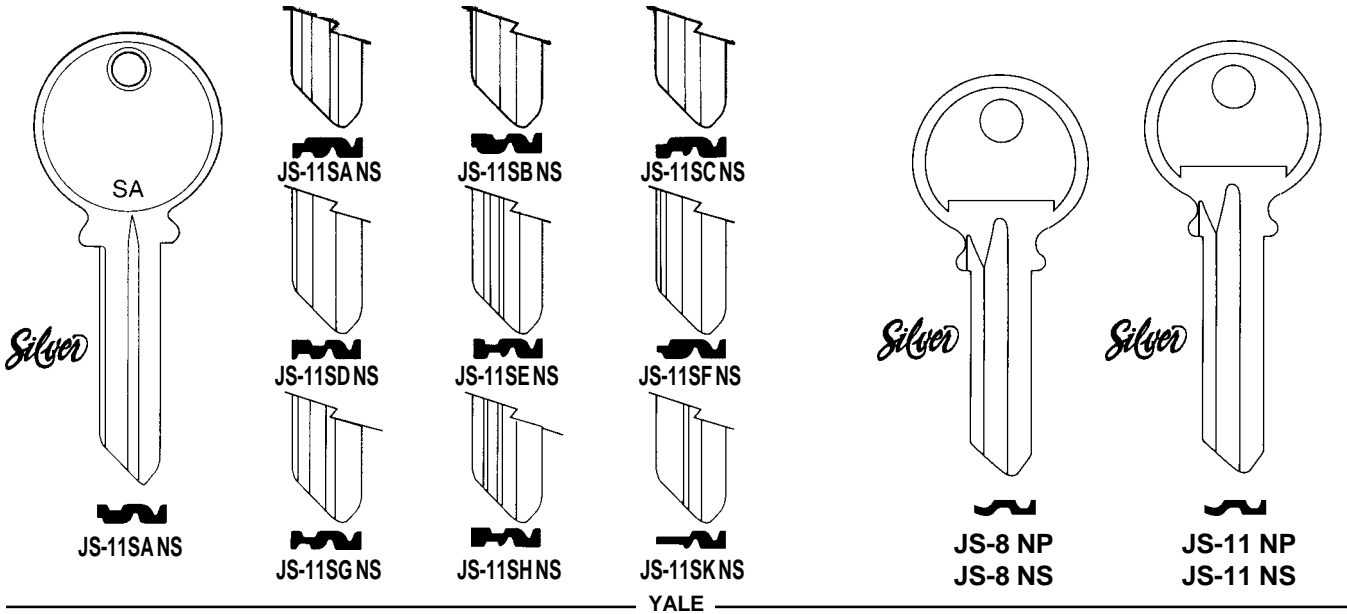
*Silver*  
5 pin **JS-SKY5-NS**  
6 pin **JS-SKY6-NS**



**JT-NH1**

NATL BROOK

# JET CYLINDER KEY BLANKS



JS-11SANS

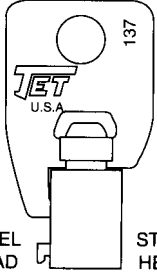
JS-11SGNS

JS-11SHNS

YALE

JS-8 NP  
JS-8 NS

JS-11 NP  
JS-11 NS

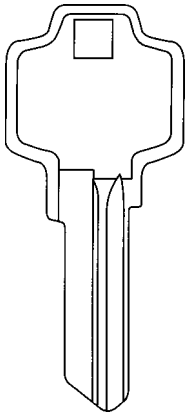


STEEL HEAD      STEEL HEAD  
STEEL O.D. .377 BRASS  
TUBE I.D. .312 TUBE



JT-137S    JT-137B  
TUBULAR KEY

**"ONLY THE PROFESSIONAL KNOWS FOR SURE..."**



**PLAIN (BOTH SIDES)**

MFG.	MFG #	JET #	
ARROW	K2	JT-AR1-UN	
DEXTER	67	JT-DE6-UN	
KWIKSET	1063KW	JT-KW1-UN	
MASTER	1K, 77K	JT-M1-UN	
RUSSWIN	6D1R	JT-RU46-UN	
SCHLAGE	100-C	JT-SC1-UN	
SCHLAGE	101-C	JT-SC4-UN	
SCHLAGE	100-E	JT-SC8-UN	
SCHLAGE	101-E	JT-SC9-UN	
SEGAL	K9	JT-SE1-UN	
WEISER	P1555	JT-WR3-UN	
YALE	8	JT-Y1-UN	