

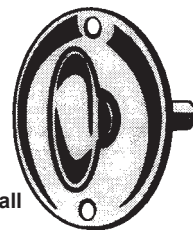
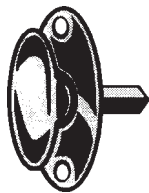
# ZIPF LOCK COMPANY

## KNOBS, ROSES & SPINDLES

### —SOLID BRASS OVAL/ROUND PLATE—



**progressive**



**Stock No.**    **Finish**  
**PG-75**        **US-3, 26D**

Solid brass oval plate with bit key hole. 1-3/4" x 1-1/8" oval escutcheon. Packaged two plates per poly bag.

**Stock No.**    **Finish**  
**PG-76**        **US-3**


Solid brass oval plate with thumb turn. 1-3/4" x 1-1/8" oval escutcheon. Turn piece has 3/16" square tail. Packaged one per poly bag.

\$-Discontinued. Call for closeout price

**Stock No.**    **Finish**  
**\$PG-77**        **US-3**


Solid brass round plate with thumb turn. 2-1/4" round escutcheon. Turn piece has 3/16" square tail. Packaged one per poly bag.

### TRIM PLATES



**Stock No.**    **Finish**  
**IL-213-04-51**    **Satin Brass**  
Wrought Steel construction. Plate measures: 7" x 2-1/4". Key to spindle hub measures: 2-1/4" (centers). 2 per package. Sold by the package.

### SCAR PLATES



3-1/2" O.D.

**Stock No.**    **Finish**  
**DJ-SP135**    **605, 609, 630**

Scar plate used to convert 2-3/8" to 2-3/4" backset. Fits under rose of key-in-knob or deadbolt locks.

### **progressive** **SOLID BRASS MARLBOROUGH PLATE** 7-1/2" x 2-1/4"



\$-Discontinued. Call for closeout price


**Stock No.**    **Finish**  
**\$PG-4001**    **US-3, 4**  
Knob bearing only.

# ZIPF LOCK COMPANY

## KNOBS, ROSES & SPINDLES

### progressive

#### —SOLID BRASS TRADITIONAL BROAD BEVEL PLATE— 7" x 2-1/4"




**Stock No.** PG-2000  
**Finish** US-3

Knob bearing and key slot.  
Standard distance between holes is 2-1/4"



**Stock No.** PG-2001  
**Finish** US-3, 4


Knob bearing only.



**Stock No.** \$PG-2002  
**Finish** US-4, 26D

Knob bearing and cylinder hole. Standard distance between holes is 3-11/16" C to C.

\$-Discontinued.  
Call for closeout price




**Stock No.** PG-2003  
**Finish** US-3, 4, 26D

Knob bearing and turn piece. Distance between holes is 2-7/16" C to C.

#### FINISHES:

US-3 Polished Brass  
US-4 Satin Brass  
US-26D Satin Chrome

#### —SOLID BRASS TRADITIONAL BROAD BEVEL PLATE— 10" x 2-3/4"



**Stock No.** PG-2021  
**Finish** US-3

Knob bearing only.



**Stock No.** \$PG-2022  
**Finish** US-3, 4

Knob bearing and cylinder hole. Standard distance between holes is 3-11/16" C to C.

\$-Discontinued. Call for closeout price



**Stock No.** \$PG-2024  
**Finish** US-3

Push plate with four screw holes only.

# ZIPF LOCK COMPANY

## KNOBS, ROSES & SPINDLES

### progressive

—SOLID BRASS RUSSWIN-CORBIN BROAD BEVEL PLATE—

9" x 2-1/2"



**FINISHES:**  
**US-3** Polished Brass  
**US-4** Satin Brass

\$-Discontinued. Call for closeout price

**Stock No.** Finish  
**\$PG-3001** **US-4**  
 Knob bearing only.



\$-Discontinued. Call for closeout price

**Stock No.** Finish  
**\$PG-3002** **US-3**  
 Knob bearing and cylinder hole.  
 Distance between holes is 3-5/8"  
 C to C.



**Stock No.** Finish  
**\$PG-3003** **US-3**  
 Knob bearing and turn piece.  
 Distance between holes is 2-7/16" C to C.



Straight Spindle



Swivel Spindle



Swivel Spindle w/holes



Split Spindle

<u>Stock No.</u>	<u>Spindle Type</u>	<u>Thickness</u>	<u>Length</u>	<u>tpi*</u>
<b>SP-760-11</b>	Split Spindle	9/32"	2-5/8"	20
<b>SP-760-14</b>	Straight Spindle	9/32"	4-1/2"	18
<b>SP-760-16</b>	Swivel Spindle	9/32"	4-3/4"	18
<b>SP-760-17</b>	Swivel w/holes	9/32"	6"	18
<b>SP-760-18</b>	Split Spindle	9/32"	2-5/8"	18

\*tpi - Threads per inch.

### progressive

**STEEL SPINDLES WITH  
10-24 TAPPED HOLES**

Miscellaneous Spindles - 20 TPI



**PG-45-20-RTP**

20 TPI swivel spindle 9/32" square x 4-3/4" long. Two 3/8" removable centers with tapped holes 10-24.



**\$PG-45-20-STP**

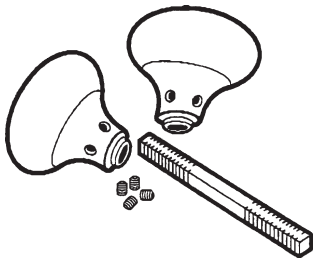
20 TPI swivel spindle 9/32" square x 4-3/4" long. Two 3/8" solid centers with tapped holes 10-24.

\$-Discontinued. Call for closeout price

# ZIPF LOCK COMPANY


## KNOBS, ROSES & SPINDLES

### DON-JO




**SOLID BRASS REPLACEMENT  
KNOB**  
**DJ-BK225**

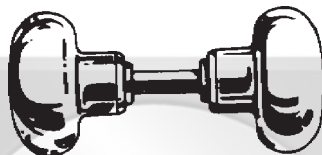
**Finishes:** 605  
**Material:** Solid Brass. Knob: 2-1/4" diameter. Includes spindle, 4 set screws and 2 knobs.



**198-04-51**  
Replacement knobs. "Traditional Design." Visual box pack. Satin Brass.




**199-03-51**  
Replacement knobs. "Crystal Design." Visual box pack. Bright Brass Hardware.



**197-03-51**  
Replacement knobs. "Colonial Design." Visual box pack. Bright Brass.

### progressive —KNOBS AND KNOB SETS—



**Stock No.** **PG-2600**      **Finishes** **US-3, 10, 26D**


Solid Brass, 2-1/4" replacement knob set. Case hardened double set screws and supplied with 3-1/2" straight spindle. Packed one pair in display box. Standard thread is 20 TPI.



**Stock No.** **PG-3600**      **Finishes** **US-26D**

Heavy duty pinned knob set. This solid brass 2-1/4" knob replaces the Corbin #1419 with #32 spindle. Outside knob is pinned to spindle (choice of three positions) and inside knob is threaded 20 TPI with double set screws. Spindle has one 3/8" solid center (3/8" x 5/16" centers). Packed one pair per box.

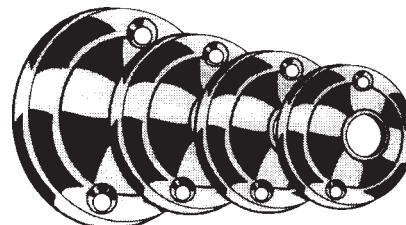
### KNOB SET



**Stock No.** **PG-8725**      **Finishes** **US-3**

Tubular passage set, This non-locking passage set includes one pair of 2" solid brass knobs with case hardened double set screws, solid brass roses, tubular latch (2-3/8" backset), strike and 3-1/2" straight spindle. Packed one set per box.

### SOLID BRASS REPLACEMENT DOOR KNOB ROSES



Stock No.	Finish	Description
<b>PG-205</b>	US-3	2" Solid brass rose
<b>PG-206</b>	US-3	2-1/4" Solid brass rose
<b>PG-208</b>	US-3	3" Solid brass rose

Packaged one pair per poly bag with header for hanging.

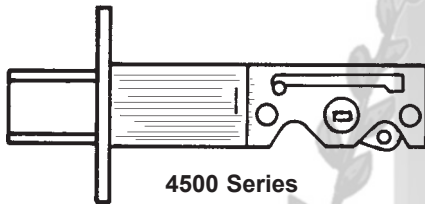
©ZIPF LOCK COMPANY

# ZIPF LOCK COMPANY

## LATCHES

### CAL-ROYAL

<b>CAL-ROYAL</b>	2-3/8" Square Face	2-3/8" D.I.	2-3/4" Square Face	2-3/4" D.I.
Barrington Latch	<b>ZL-535</b> (BAS-238)		<b>ZL-536</b> (BAS-234)	
Barrington Deadlatch	<b>ZL-537</b> (BAD-238)		<b>ZL-538</b> (BAD-234)	
Genesys Latch	<b>ZL-539</b> (GNS-238)		<b>ZL-540</b> (GNS-234)	
Genesys Deadlatch	<b>ZL-541</b> (GND-238)		<b>ZL-542</b> (GND-234)	
Pioneer Latch	<b>ZL-535</b> (SLS-238)		<b>ZL-536</b> (SLS-234)	
Pioneer Deadlatch	<b>ZL-537</b> (SLD-238)		<b>ZL-538</b> (SLD-234)	
SD-200 Deadbolt (Round Corner)	<b>ZL-547</b> (SD200RCAL)	<b>Use ZL-542</b>	<b>ZL-547</b> (SD200RCAL)	<b>Use ZL-542</b>

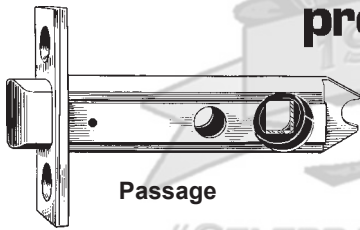


4500 Series

**ilco**

ZIPF LOCK CO.

<b>ILCO (LORI)</b>	2-3/8" Square Face	2-3/8" D.I.	2-3/4" Square Face	2-3/4" D.I.
4500 Series	<b>ZL-324</b> (4500-5000)	<b>ZL-326</b> (4540-5014)	<b>ZL-325</b> (4510-5001)	<b>ZL-327</b> (4550-5001)
4500 Series 2" BS	<b>ZL-426</b> (4900-5004 2" backset, must order <b>LOR-4600</b> housing with latch.)			



Passage

**progressive**

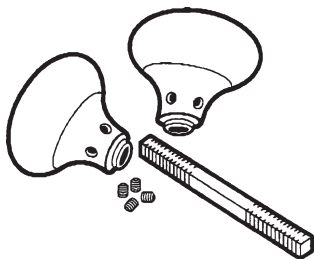
<b>PROGRESSIVE</b>	2-3/8" Square Face
Passage	<b>ZL-454</b> (87)

"CELEBRATING 100 YEARS IN 2008"

# ZIPF LOCK COMPANY

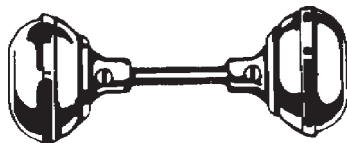
## KNOBS, ROSES & SPINDLES

### DON-JO




**SOLID BRASS REPLACEMENT  
KNOB**  
**DJ-BK225**

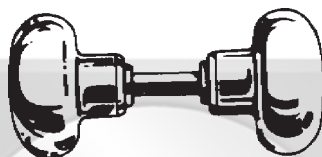
**Finishes:** 605  
**Material:** Solid Brass. Knob: 2-1/4" diameter. Includes spindle, 4 set screws and 2 knobs.



**198-04-51**  
Replacement knobs. "Traditional Design." Visual box pack. Satin Brass.

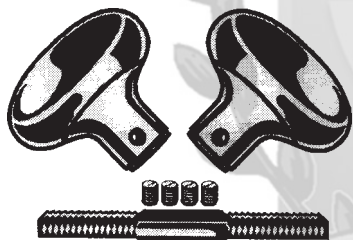


**199-03-51**  
Replacement knobs. "Crystal Design." Visual box pack. Bright Brass Hardware.



**197-03-51**  
Replacement knobs. "Colonial Design." Visual box pack. Bright Brass.

### progressive —KNOBS AND KNOB SETS—



**Stock No.** **PG-2600**      **Finishes** **US-3, 10, 26D**


Solid Brass, 2-1/4" replacement knob set. Case hardened double set screws and supplied with 3-1/2" straight spindle. Packed one pair in display box. Standard thread is 20 TPI.



**Stock No.** **PG-3600**      **Finishes** **US-26D**

Heavy duty pinned knob set. This solid brass 2-1/4" knob replaces the Corbin #1419 with #32 spindle. Outside knob is pinned to spindle (choice of three positions) and inside knob is threaded 20 TPI with double set screws. Spindle has one 3/8" solid center (3/8" x 5/16" centers). Packed one pair per box.

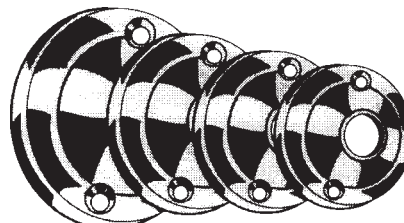
### KNOB SET



**Stock No.** **PG-8725**      **Finishes** **US-3**

Tubular passage set, This non-locking passage set includes one pair of 2" solid brass knobs with case hardened double set screws, solid brass roses, tubular latch (2-3/8" backset), strike and 3-1/2" straight spindle. Packed one set per box.

### SOLID BRASS REPLACEMENT DOOR KNOB ROSES



Stock No.	Finish	Description
<b>PG-205</b>	US-3	2" Solid brass rose
<b>PG-206</b>	US-3	2-1/4" Solid brass rose
<b>PG-208</b>	US-3	3" Solid brass rose

Packaged one pair per poly bag with header for hanging.

©ZIPF LOCK COMPANY

# ZIPF LOCK COMPANY

## KNOBS, ROSES & SPINDLES

### progressive

—SOLID BRASS RUSSWIN-CORBIN BROAD BEVEL PLATE—

9" x 2-1/2"



**FINISHES:**  
**US-3** Polished Brass  
**US-4** Satin Brass

\$-Discontinued. Call for closeout price

**Stock No.** **Finish**  
**\$PG-3001 US-4**  
 Knob bearing only.



\$-Discontinued. Call for closeout price

**Stock No.** **Finish**  
**\$PG-3002 US-3**  
 Knob bearing and cylinder hole.  
 Distance between holes is 3-5/8"  
 C to C.



**Stock No.** **Finish**  
**\$PG-3003 US-3**  
 Knob bearing and turn piece.  
 Distance between holes is 2-7/16" C to C.



Straight Spindle



Swivel Spindle



Swivel Spindle w/holes



Split Spindle

<b>Stock No.</b>	<b>Spindle Type</b>	<b>Thickness</b>	<b>Length</b>	<b>tpi*</b>
<b>SP-760-11</b>	Split Spindle	9/32"	2-5/8"	20
<b>SP-760-14</b>	Straight Spindle	9/32"	4-1/2"	18
<b>SP-760-16</b>	Swivel Spindle	9/32"	4-3/4"	18
<b>SP-760-17</b>	Swivel w/holes	9/32"	6"	18
<b>SP-760-18</b>	Split Spindle	9/32"	2-5/8"	18

\*tpi - Threads per inch.

### progressive

**STEEL SPINDLES WITH  
10-24 TAPPED HOLES**

Miscellaneous Spindles - 20 TPI



**PG-45-20-RTP**

20 TPI swivel spindle 9/32" square x 4-3/4" long. Two 3/8" removable centers with tapped holes 10-24.



**\$PG-45-20-STP**

20 TPI swivel spindle 9/32" square x 4-3/4" long. Two 3/8" solid centers with tapped holes 10-24.

\$-Discontinued. Call for closeout price





