

ZIPF LOCK COMPANY

ELECTRIC STRIKES

LIGHT COMMERCIAL 00 SERIES



FEATURES:

- Durability — 500,000 life cycles
- Holding force — 1000 lbs
- Only **ONE** moving part in locking mechanism
- Non handed operation
- Heavy duty latch spring
- Fail secure-standard action (unlocks with power)

ELECTRICAL:

Voltage	Current/Amps	Duty
8-16VAC/4-6VDC	1.3/2.7 Amps	Intrm
12VDC	.40 Amps	Intrm/Cont
24VAC	1.4 Amps	Intrm
24VDC	.19 Amps	Intrm/Cont

APPLICATION:

For use in new or replacement installations in wood and metal jambs. For use with locksets having up to 5/8" throw, based on 1/8" door gap.

SPECIFICATIONS:

- Face plate 5-7/8" x 1-1/4"
- Mortise Backset 1-9/16"
- Cavity Depth 1/2"
- Cavity Width 9/16"
- Cavity Height 1-1/2"

FINISHES:

Brass-Powder Coated
Satin Chrome

Stock No.

TR-001

Fail Secure

Finish

Brass

Voltage

4-6VDC/8-16VAC

TR-001C

Fail Secure

Satin Chrome

4-6VDC/8-16VAC

TR-001 RS

Fail Safe

Brass


24VDC

TR-001C RS

Fail Safe

Satin Chrome

24VDC



APPLICATION:

For use in new or replacement installations in wood and metal jambs. Auxiliary lever ramps for use with locksets which contain dead locking levers. For use with locksets having up to 5/8" throw, based on 1/8" door gap.

SPECIFICATIONS:

- Face plate 7-15/16" x 1-7/16"
- Auxiliary Ramp 2-7/8"
- Mortise Backset 1-9/16"
- Cavity Depth 1/2"
- Cavity Width 9/16"
- Cavity Height 1-1/2"

FINISHES:

Aluminum Powder Coated

Stock No.

TR-002

Fail Secure

Finish

Aluminum

Voltage

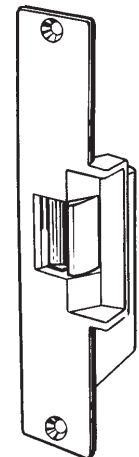
4-6VDC/8-16VAC

TR-002 RS

Fail Safe

Aluminum

24VDC



APPLICATION:

For surface mount installations on wood or metal jambs for inswinging applications with surface mount. Use with locksets and night latches having up to 5/8" throw, based on 1/8" door gap. When mounted on a pair of doors, strike is mounted to the inactive leaf.

SPECIFICATIONS:

- Surface Mount
- Case 4-11/16" x 1-1/4"
- Cavity Depth 1/2"
- Cavity Width 9/16"
- Cavity Height 1-1/2"

FINISHES:

Silver Molded Cover

Stock No.

TR-003

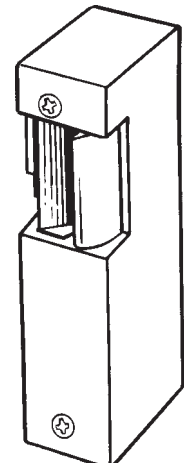
Fail Secure

Finish

Silver

Voltage

4-6VDC/8-16VAC



©ZIPF LOCK COMPANY

330

(PL-27)

"Your warehouse around the corner"

ZIPF LOCK COMPANY

ELECTRIC STRIKES

LIGHT COMMERCIAL 00 SERIES-(cont'd)



FEATURES:

- Durability — 500,000 life cycles
- Holding force — 1000 lbs
- Only **ONE** moving part in locking mechanism
- Non handed operation
- Heavy duty latch spring
- Fail secure-standard action (unlocks with power)

ELECTRICAL:

Voltage	Current/Amps	Duty
8-16VAC/4-6VDC	1.3/2.7 Amps	Intm
12VDC	.40 Amps	Intm/Cont
24VAC	1.4 Amps	Intm
24VDC	.19 Amps	Intm/Cont

APPLICATION:

For use in new or replacement installations in wood jambs. Use with locksets with individual dead bolts. **Dead bolts cannot be released electrically.** For use with locksets having up to 5/8" throw, based on 1/8" door gap.

SPECIFICATIONS:

- Face plate 6-1/4" x 1-3/8"
- Deadbolt knockouts top & bottom 1-11/16" x 9/16"
- Mortise Backset 2-3/4"
- Cavity Depth 1/2"
- Cavity Width 9/16"
- Cavity Height 1-1/2"

FINISHES:

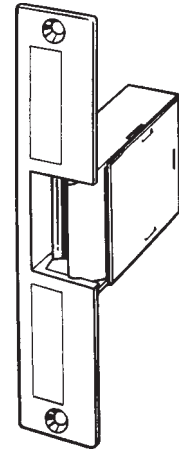
Brass-Powder Coated

Stock No.
TR-004

Fail Secure

Finish
Brass

Voltage
4-6VDC/8-16VAC



APPLICATION:

For use in replacement installations in wood jambs and iron gates. For use with bored cylindrical locksets having up to 5/8" throw, based on 1/8" door gap.

SPECIFICATIONS:

- Face plate 3-1/2" x 1-3/8"
- Mortise Backset 2-3/4"
- Cavity Depth 1/2"
- Cavity Width 9/16"
- Cavity Height 1-1/2"

FINISHES:

Brass-Powder Coated
Satin Chrome

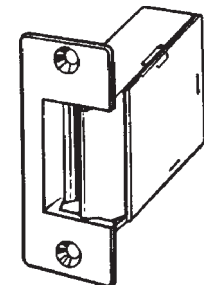
Stock No.
TR-005
TR-005C

Fail Secure

Fail Secure

Finish
Brass
Satin Chrome

Voltage
4-6VDC/8-16VAC
4-6VDC/8-16VAC



APPLICATION:

For use in replacement installations in wood jambs and iron gates. For use with bored cylindrical locksets having up to 3/4" throw, based on 1/8" door gap.

SPECIFICATIONS:

- Face plate 3-1/2" x 1-3/8"
- Mortise Backset 2-7/8"
- Cavity Depth 5/8"
- Cavity Width 23/32"
- Cavity Height 1-1/2"

FINISHES:

Brass-Powder Coated
Satin Chrome

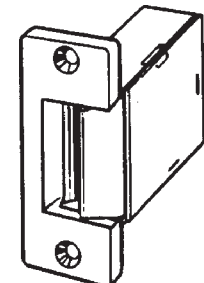
Stock No.
TR-S005
TR-S005C

Fail Secure

Fail Secure

Finish
Brass
Satin Chrome

Voltage
4-6VDC/8-16VAC
4-6VDC/8-16VAC



ZIPF LOCK COMPANY

ELECTRIC STRIKES

LIGHT COMMERCIAL 00 SERIES-(cont'd)



FEATURES:

- Durability — 500,000 life cycles
- Holding force — 1000 lbs
- Only **ONE** moving part in locking mechanism
- Non handed operation
- Heavy duty latch spring
- Fail secure-standard action (unlocks with power)

ELECTRICAL:

Voltage	Current/Amps	Duty
8-16VAC/4-6VDC	1.3/2.7 Amps	Intrm
12VDC	.40 Amps	Intrm/Cont
24VAC	1.4 Amps	Intrm
24VDC	.19 Amps	Intrm/Cont

APPLICATION:

For surface mount installations on metal or wood jambs, for inswinging applications. For use with locksets or night latches having up to 5/8" throw, based on 1/8" door gap. When mounted on a pair of doors, strike is mounted to the inactive leaf.

SPECIFICATIONS:

- Face plate 2-1/8" x 1-3/16"
- Surface mounted
- Die cast housing
- Cavity Depth 1/2"
- Cavity Width 1/2"
- Cavity Height 1-1/2"

FINISHES:

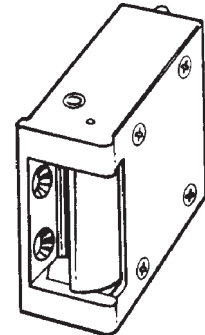
Brass-Powder Coated

Stock No.
TR-006

Fail Secure

Finish
Brass

Voltage
4-6VDC/8-16VAC



APPLICATION:

For use in new or replacement installations in wood jambs. For use with locksets having up to 3/4" throw, based on 1/8" door gap.

SPECIFICATIONS:

- Face plate 4-7/8" x 1-1/4"
- Mortise Backset 2-7/8"
- Cavity Depth 5/8"
- Cavity Width 3/4"
- Cavity Height 1-1/2"

FINISHES:

Brass-Powder Coated
Satin Chrome

Stock No.
TR-007

Fail Secure

Finish
Brass

Voltage
4-6VDC/8-16VAC

TR-007C

Fail Secure

Satin Chrome

4-6VDC/8-16VAC

TR-007 RS

Fail Safe

Brass

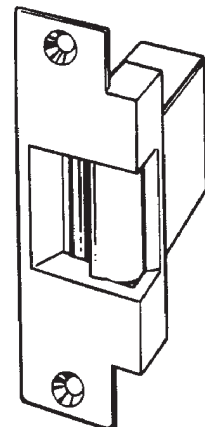
24VDC

TR-007C RS

Fail Safe

Satin Chrome

24VDC



"CELEBRATING 100 YEARS IN 2008"

ZIPF LOCK COMPANY

ELECTRIC STRIKES

LIGHT COMMERCIAL 01 SERIES



FEATURES:

- Durability — 300,000 life cycles
- Holding force — 1200 lbs
- Solid brass locking system
- Cast steel latch
- Heavy duty latch spring
- Solenoid Actuated

ELECTRICAL:

Voltage	Current/Amps	Duty
10-16VAC	.60-.90 Amps	Intrm
6-12VDC	.50-1.0 Amps	Intrm
24VAC	.42 Amps	Intrm
24VDC	.20 Amps	Intrm/Cont

APPLICATION:

For use in new or replacement installations in metal jambs. For use with locksets having up to 5/8" throw, based on 1/8" door gap.

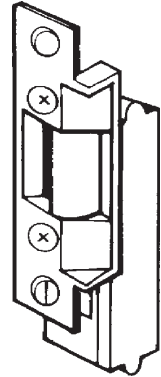
SPECIFICATIONS:

- Face plate 4-7/8" x 1-1/4"
- Mortise Backset 1-5/8"
- Cavity Depth 9/16"
- Cavity Width 9/16"
- Cavity Height 1-1/2"

FINISHES:

Brass-Powder Coated
Satin Chrome

Stock No.	Fail	Finish	Voltage
TR-012	Secure	Brass	6-12VDC/10-16VAC
TR-012C	Secure	Satin Chrome	6-12VDC/10-16VAC
TR-012C RS	Safe	Satin Chrome	24VDC



FEATURES:

- Miniature design
- Die cast case
- Solid cast latch - chrome plated
- Non handed
- Heavy duty latch spring

ELECTRICAL:

Voltage	Current/Amps	Duty
10-16VAC	1.5-2.7 Amps	Intrm
12VDC	.184 Amps	Intrm/Cont
24VAC	.895 Amps	Intrm
24VDC	.100 Amps	Intrm/Cont

APPLICATION:

For use in new or replacement installations in metal jambs. For use with locksets having up to 5/8" throw, based on 1/8" door gap.

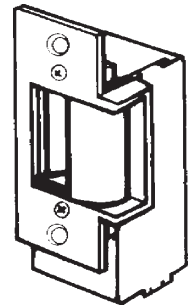
SPECIFICATIONS:

- Face plate 2-3/4" x 1-1/8"
- Mortise Backset 1-1/4"
- Cavity Depth 1/2"
- Cavity Width 5/8"
- Cavity Height 1-1/8"
- ANSI 115.3 slight frame modification

FINISHES:

Brass-Powder Coated
Satin Chrome

Stock No.	Fail	Finish	Voltage
TR-014	Secure	Brass	10-16VAC
TR-014C	Secure	Satin Chrome	10-16VAC



APPLICATION:

For use in new or replacement installations in wood jambs. For use with locksets having up to 5/8" throw, based on 1/8" door gap.


SPECIFICATIONS:

- Face plate 5-7/8" x 1-1/8"
- Mortise Backset 1-1/4"
- Cavity Depth 1/2"
- Cavity Width 5/8"
- Cavity Height 1-1/8"

FINISHES:

Brass-Powder Coated
Satin Chrome

Stock No.	Fail	Finish	Voltage
TR-014W	Secure	Brass	10-16VAC
TR-014WC	Secure	Satin Chrome	10-16VAC



©ZIPF LOCK COMPANY

ZIPF LOCK COMPANY

ELECTRIC STRIKES

PREMIUM AXION EN SERIES - GRADE 1



FEATURES:

- Durability — 1,000,000 life cycles
- Holding force — 2000 lbs **UL Tested**
- BHMA 156.31 2001, **GRADE 1**
- UL Listed 10C-fire rated class A, 3-hour, single swing door (except EN 800 & 850)
- UL Listed 1034-burglary resistant locking mechanism for **indoor** or **outdoor** use
- All stainless steel construction
- Field adjustable left or right handing (except EN430 & 435 models)

ELECTRICAL:

Voltage	Current/Amps	Duty
12VAC	.70 Amps	Intm
24VAC	.37 Amps	Intm
12VDC	.28 Amps	Intm/Cont
24VDC	.15 Amps	Intm/Cont

- Units install flush with face of the frame for a truly asthetic look
- Fail Secure/Fail Safe field reversible on DC units (except EN 430 & 435 models)

APPLICATION:

For use in new or replacement installations in wood or metal jambs. For use with mortise exit devices, mortise locks without dead bolts and cylindrical locksets having up to 7/8" throw, based on 1/8" door gap.

SPECIFICATIONS:

- Face plate 4-7/8" x 1-1/4"
- Mortise Backset 1-11/16"
- Cavity Depth 7/8"
- Cavity Width 3/4" (latch shim kit provided)
- Cavity Height 1-1/2"
- ANSI 115.1 slight frame modification

FINISHES:

32D Satin Stainless Steel

Stock No.

TR-EN400

Fail Secure/Safe

Finish

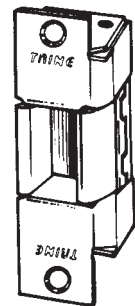
Satin Stainless

Voltage

12 VDC or 24VDC

Specify voltage

Fail Secure/Fail Safe field reversible on DC units. NOT UL Listed when Fail Safe.



APPLICATION:

For use in new or replacement installations in metal jambs. For use with mortise lock latchbolts with up to 7/8" throw without the need of relocating the centerline. Based on 1/8" door gap.

SPECIFICATIONS:

- Face plate 4-7/8" x 1-1/4"
- Cavity centerline offset 1"**
- Mortise Backset 1-3/4"
- Cavity Depth 7/8"
- Cavity Width 1" (latch shim kit provided)
- Cavity Height 1-1/2"
- ANSI 115.1 slight frame modification

FINISHES:

32D Satin Stainless Steel

Stock No.

TR-EN430

Fail Secure

Finish

Satin Stainless

Voltage

12 VDC or 24VDC

Specify voltage

Specify handing: LH or RH



APPLICATION:

For use in new or replacement installations in metal jambs. For use with mortise lock latchbolts with up to 7/8" throw without the need of relocating the centerline. Based on 1/8" door gap.

SPECIFICATIONS:

- Face plate 4-7/8" x 1-1/4"
- Cavity centerline offset 3/4"**
- Mortise Backset 1-3/4"
- Cavity Depth 7/8"
- Cavity Width 1" (latch shim kit provided)
- Cavity Height 1-1/2"
- ANSI 115.1 slight frame modification

FINISHES:

32D Satin Stainless Steel

Stock No.

TR-EN435

Fail Secure

Finish

Satin Stainless

Voltage

12 VDC or 24VDC

Specify voltage

Specify handing: LH or RH



ZIPF LOCK COMPANY

ELECTRIC STRIKES

PREMIUM AXION EN SERIES - GRADE 1



FEATURES:

- Durability — 1,000,000 life cycles
- Holding force — 2000 lbs **UL Tested**
- BHMA 156.31 2001, **GRADE 1**
- UL Listed 10C-fire rated class A, 3-hour, single swing door (except EN 800 & 850)
- UL Listed 1034-burglary resistant locking mechanism for **indoor** or **outdoor** use
- All stainless steel construction
- Field adjustable left or right handing (except EN430 & 435 models)

ELECTRICAL:

Voltage	Current/Amps	Duty
12VAC	.70 Amps	Intrm
24VAC	.37 Amps	Intrm
12VDC	.28 Amps	Intrm/Cont
24VDC	.15 Amps	Intrm/Cont

- Units install flush with face of the frame for a truly asthetic look
- Fail Secure/Fail Safe field reversible on DC units (except EN 430 & 435 models)

APPLICATION:

For use in new or replacement installations in wood or metal single door frames. For use with surface mounted rim exit device with up to 1" throw. **3/4" thick face plate.**

SPECIFICATIONS:

- Face plate 9" x 1-11/16" x 3/4"
- Semi-Mortise Backset 1-1/4"
- 45° beveled face plate
- Auxiliary ramp 3-3/8"
- 1/8" horizontal adjustment on mechanism
- 1/4" horizontal adjustment on face plate mounting holes
- Cavity Depth 1-1/8"
- Cavity Width 3/4"
- Cavity Height 1-1/2"

FINISHES:

32D Satin Stainless Steel

Stock No.

TR-EN800 Fail Secure/Safe

Finish

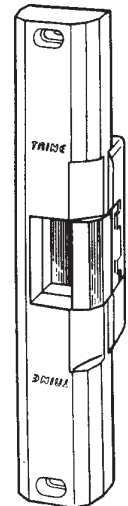
Satin Stainless

Voltage

12 VDC or 24VDC

Specify voltage

Fail Secure/Fail Safe field reversible on DC units. NOT UL Listed when Fail Safe .



APPLICATION:

For use in new or replacement installations in wood or metal single door frames. For use with surface mounted rim exit device with up to 1" throw. **1/2" thick face plate.**

SPECIFICATIONS:

- Face plate 9" x 1-11/16" x 1/2"
- Semi-Mortise Backset 1-1/4"
- 45° beveled face plate
- Auxiliary ramp 3-3/8"
- 1/8" horizontal adjustment on mechanism
- 1/4" horizontal adjustment on face plate mounting holes
- Cavity Depth 1-1/8"
- Cavity Width 3/4"
- Cavity Height 1-1/2"

FINISHES:

32D Satin Stainless Steel

Stock No.

TR-EN850 Fail Secure/Safe

Finish

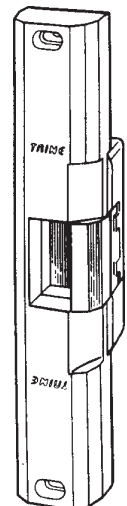
Satin Stainless

Voltage

12 VDC or 24VDC

Specify voltage

Fail Secure/Fail Safe field reversible on DC units. NOT UL Listed when Fail Safe .



ZIPF LOCK COMPANY

ELECTRIC STRIKES

PREMIUM AXION EN SERIES - GRADE 1



FEATURES:

- Durability — 1,000,000 life cycles
- Holding force — 2000 lbs **UL Tested**
- BHMA 156.31 2001, **GRADE 1**
- UL Listed 10C-fire rated class A, 3-hour, single swing door (except EN 800 & 850)
- UL Listed 1034-burglary resistant locking mechanism for **indoor** or **outdoor** use
- All stainless steel construction
- Field adjustable left or right handing (except EN430 & 435 models)

- Units install flush with face of the frame for a truly asthetic look
- Fail Secure/Fail Safe field reversible on DC units (except EN 430 & 435 models)

ELECTRICAL:

Voltage	Current/Amps	Duty
12VAC	.70 Amps	Intrm
24VAC	.37 Amps	Intrm
12VDC	.28 Amps	Intrm/Cont
24VDC	.15 Amps	Intrm/Cont

APPLICATION:

For use in new or replacement installations in wood or metal jambs. For use with mortise exit devices, mortise locks without dead bolts, and cylindrical locksets having up to 7/8" throw, base on 1/8" door gap.

EN950 replaces Folger Adams® 310-2 cutout

SPECIFICATIONS:

- Face plate 9" x 1-3/8"
- Mortise Backset 1-11/16"
- Auxiliary ramp 3-3/4"
- Cavity Depth 7/8"
- Cavity Width 3/4" (latchshim kit provided)
- Cavity Height 1-1/2"
- 9" stiffener plate provided for laminated reinforcement

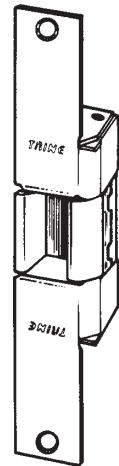
Stock No.	Finish	Voltage
TR-EN950	Fail Secure/Safe Satin Stainless	12 VDC or 24VDC

Specify voltage

Fail Secure/Fail Safe field reversible on DC units. NOT UL Listed when Fail Safe .

FINISHES:

32D Satin Stainless Steel



APPLICATION:

For use in new or replacement installations in wood or metal jambs. For use with mortise rim exit devices, mortise locks without dead bolts, and cylindrical locksets having up to 7/8" throw, base on 1/8" door gap.

EN960 replaces Folger Adams® 310-2 3/4 cutout

SPECIFICATIONS:

- Face plate 9" x 1-3/8"
- Mortise Backset 2"
- Auxiliary ramp 3-3/4"
- Cavity Depth 7/8"
- Cavity Width 3/4" (latchshim kit provided)
- Cavity Height 1-1/2"
- 9" stiffener plate provided for laminated reinforcement

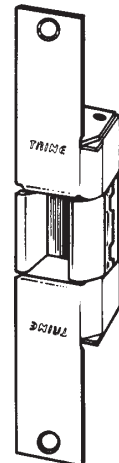
Stock No.	Finish	Voltage
TR-EN960	Fail Secure/Safe Satin Stainless	12 VDC or 24VDC

Specify voltage

Fail Secure/Fail Safe field reversible on DC units. NOT UL Listed when Fail Safe .

FINISHES:

32D Satin Stainless Steel



ZIPF LOCK COMPANY

ELECTRIC STRIKES

PREMIUM AXION 3000 SERIES - GRADE 2



FEATURES:

- Durability — 500,000 life cycles
- Holding force — 1200 lbs
- BHMA 156.31 2001, GRADE 2 (factory tested)
- Dynamic force 70ft/lb
- Solid cast stainless steel latch
- Micro solenoid assembly
- Non handed (except 3458)
- Latch spacer increases cavity depth 1/16"

ELECTRICAL:


Voltage	Current/Amps	Duty
12VDC	.48 Amps	Intm
24VDC	.24 Amps	Intm

Above specs are for non "LC" strikes

The 3000 Series is available in the convenient modular system, which allows the flexibility of stock the mechanism and faceplates separately.

Mechanism Body Only-Fail Secure—

Stock No.	Voltage	Function
TR-30LC*	12-24AC/DC	Continuous
TR-3012	12DC	Intermittent
TR-3024	24DC	Intermittent



- Mortise Backset 1"
- Cavity Depth 1/2"
- Cavity Width 5/8"
- Cavity Height 1-1/8"

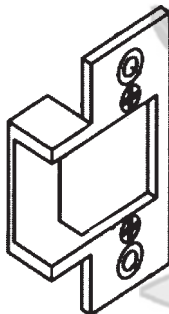
Mechanism Body Only-Fail Safe—

Stock No.	Voltage	Function
TR-30RS*	12-24AC/DC	Continuous

Shown with TR-234 faceplate. Order faceplates separately.

*LC models have line conditioner module to regulate voltage. It regulates input voltages, 12-24 AC or DC, and conditions the output for the pull in activation period. Then reduces holding voltage output for continuous operation.

FACEPLATES (SOLD SEPARATELY)




TR-234 US-4, 10B, 26D

For use in new or replacement installation in metal frames. Use with cylindrical locksets having up to 5/8" throw, based on 1/8" door gap. ANSI 2-3/4 standard. Face plate 2-3/4" x 1-1/8"


FINISHES:

- 4 Satin Brass
- 10B Dark Bronze (powder coat)
- 26D Satin Chrome
- 32D Satin Stainless Steel



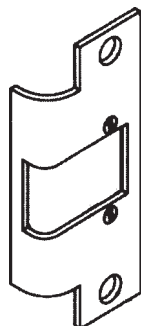
TR-458 US-10B, 32D Specify Hand RH or LH

For use in new or replacement installation in aluminum frames. Replaces Adams Rite® 4730/4501 strike plate with slight frame modification. 70% less cutting of the frame. Fills the frame prep of the Adams Rite® MS locks without the need to relocate tabs for 6-5/8" or 6-7/8" electric strikes. Face plate 4-5/8" x 1-9/16"



TR-258 US-10B, 26D

For use in new or replacement installation in aluminum frames. Use with 4510, 4710 & 4750 Adams Rite® deadlatches. Replaces 4502 strike plate with slight frame modification. 60% less cutting of frame when compared to typical 4-7/8" electric strike installations. Face plate 2-5/8" x 1-9/16"



TR-478 US-4, 10B, 32D

For use in new or replacement installation in wood, metal or aluminum frames. Use with cylindrical locksets having up to 5/8" throw, based on 1/8" door gap. 60% less cutting of frame face for ANSI 4-7/8" pre-prep frames. Face plate 4-7/8" x 1-1/4"



TR-334 US-4, 26D

For use in new or replacement installations in wood frames. For use with cylindrical locksets having up to 5/8" throw, based on 1/8" door gap. Face plate 3-3/4" x 1-1/4"

©ZIPF LOCK COMPANY

ZIPF LOCK COMPANY

ELECTRIC STRIKES

ADJUSTABLE 2000 SERIES



APPLICATION:

For use in new or replacement installations in hollow metal or aluminum frames. Use with locksets having up to 5/8" throw, based on 1/8" door gap. **Allows adjustment for wider latch bolts & poorly aligned doors & locksets.**

SPECIFICATIONS:

- Durability — 500,000 cycles
- Holding force — 900 lbs
- 1/8" horizontal latch adjustment
- Releases under door pre-load
- Steel Face plate 4-7/8" x 1-1/4"
- Auxiliary Ramp 3-3/8"
- Mortise Backset 1-9/16"
- Cavity Depth 9/16"
- Cavity Width 5/8"
- Cavity Height 1-11/16"

FINISHES:


- 4 Satin Brass

Stock No.
TR-2012 4

Fail Secure **Finish**
Satin Brass

Voltage
16-24AC/DC

*Adjustable the strike...
not the door*



PREMIUM AXION 4800 SERIES- GRADE 1

APPLICATION:

For use in new or replacement installations in wood or metal single door frames. Use with surface mounted rim exit device with up to 1" throw.

SPECIFICATIONS:

- Durability — 1,500,000+ cycles.
- Holding force — 3000+ lbs.
- BHMA 156.31 2001, Grade 1.
- No frame cutting.
- Surface mounting, only 3 holes to drill.
- Anchoring system. Optional 4 pin anchoring system provides additional support.
- One piece locking mechanism.
- Stainless steel construction.
- Fail Secure/Fail Safe field selectable.
- Supplied with a 1/8" steel spacer.
- Built in LC unit. 12 thru 24 AC/DC operating voltage along with surge and kickback protection.
- Simply connect 2 wires and your set.
- Size: 9" x 1-3/4" x 3/4".

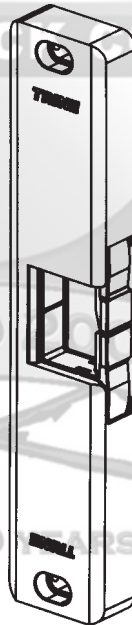
FINISHES:

- 32D Satin Stainless Steel

ELECTRICAL:

Voltage	Pull In/Hold Amps	Duty
12VAC	.509/.181	Intrm/Cont
16VAC	.402/.149	Intrm/Cont
24VAC	.215/.087	Intrm/Cont
12VDC	.566/.217	Intrm/Cont
24VDC	.253/.099	Intrm/Cont

Sound = Silent.



TR-4800 32D

ZIPF LOCK COMPANY

ELECTRIC STRIKES

LIGHT COMMERCIAL 1000 SERIES



APPLICATION:

For use in new or replacement installations in metal or wood jambs. Use with locksets having up to 5/8" throw, based on 1/8" door gap.


SPECIFICATIONS:

- Durability — 500,000 cycles
- Holding force — 1000 lbs
- Releases under door pre-load
- Steel Face plate 5-7/8" x 1-1/4"
- Narrow style face plate
- Mortise Backset 1-1/2"
- Cavity Depth 9/16"
- Cavity Width 9/16"
- Cavity Height 1-11/16"


FINISHES:

B Brass-powder coated

<u>Stock No.</u>	<u>Finish</u>	<u>Voltage</u>
TR-1001-2B	Fail Secure Brass-powder coated	14-24AC/DC




ELECTRIC STRIKE ACCESSORIES



TRANSFORMER

TR-522 (122B)
LOCK NUT TYPE (AC)-
For standard 1/2" knock-
outs. 120 Volt primary
AC. 16Volts-10VA. UL
Listed.




TRANSFORMER

TR-525 (125B)
CLAMP-ON TYPE (AC)-
Equipped with convenient
screw-bracket mounting
clamp for standard 1/2"
knockouts. 120 volt pri-
mary. Tri-Volt: 8-16-24 V.
10-10-20 VA. UL Listed.



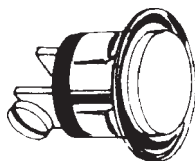
TRANSFORMER

TR-5205
PLUG-IN TYPE TRI
VOLT (AC) - 120 volt pri-
mary AC. Tri-Volt: 8-16-
24 V. 10-10-20 VA.



SILICON RECTIFIER

TR-SR1
For silent operation AC/
DC electric strikes. For
AC power supplies up to
27 volt AC 1 amp. Use for
normally locked, fail se-
cure type electric strikes.



PUSH BUTTONS

<u>Stock No.</u>	<u>Finish</u>
TR-45A	Silver Rim
TR-45G	Gold Rim

UNLIGHTED-5/8" diameter.



PUSH BUTTONS

<u>Stock No.</u>	<u>Finish</u>
TR-71A	Silver Rim
TR-71G	Gold Rim

UNLIGHTED—
2-3/4" L x 1"W x 3/4"H.

ACCESSORIES FOR PREMIUM AXION EN SERIES—

- ***TR-BZ-12** Audible buzzer for 12DC operation
- ***TR-BZ-24** Audible buzzer for 24DC operation
- TR-EN-CA-12AC** Interchangeable coil assembly
- TR-EN-CA-24AC** Interchangeable coil assembly

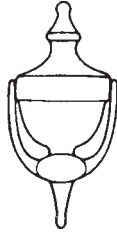
*Not for use on "LC" models

"CELEBRATING 100 YEARS IN 2008"

ZIPF LOCK COMPANY

DOOR KNOCKERS & BUTTONS

DOOR KNOCKERS—



Stock No.
IV-3102-605
Finishes: 605

Door Knocker

- Knocker made from forged brass.
- Knocker Dimensions:
Length: 6-7/16"
Width: 2-15/16"
Projection: 15/16"
Mounting Hole Center-to-Center: 4-1/8"



Stock No. (*Specify Finish)
IV-3107- * -MAG
*Finishes: 505, 605

Door Knocker with Magnetic Mounting

- Knocker made from forged brass.
- Features magnetic mounting on metal doors.
- Knocker Dimensions:
Length: 8-1/2"
Width: 4-1/8"
Projection: 1"



Stock No.
IV-3122-605
Finishes: 605

Door Knocker

- Knocker made from wrought brass.
- Dimensions:
Length: 4"
Width: 2-3/16"
Projection: 9/16"
Mounting Hole Center-to-Center: 3-7/32"



IV-3125



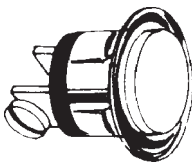
IV-31252

Stock No. (Specify Finish)

- IV-3125** No Viewer
Finishes: 505, 605, 609, 613, 619, 620, 626
- IV-31252** With 701 Viewer (120°)
Finishes: 505, 605, 609, 613, 619, 620, 625, 626

Door Knocker with Optional Viewers

- Knocker made from forged brass.
- Viewers supplied in B4 or B26D. 120° angle of view. 1/2" hole.
- Dimensions:
Length: 5-15/16"
Width: 3"
Projection: 1-1/16"
Mounting Hole Center-to-Center: 3-15/16"



PUSH BUTTONS

- | Stock No. | Finish |
|------------------|---------------|
| TR-45A | Silver Rim |
| TR-45G | Gold Rim |
- UNLIGHTED—5/8" diameter.



PUSH BUTTONS

- | Stock No. | Finish |
|------------------|---------------|
| TR-71A | Silver Rim |
| TR-71G | Gold Rim |
- UNLIGHTED—2-3/4" L x 1"W x 3/4"H.

©ZIPF LOCK COMPANY

312 v1
(PL-25)

"Your warehouse around the corner"