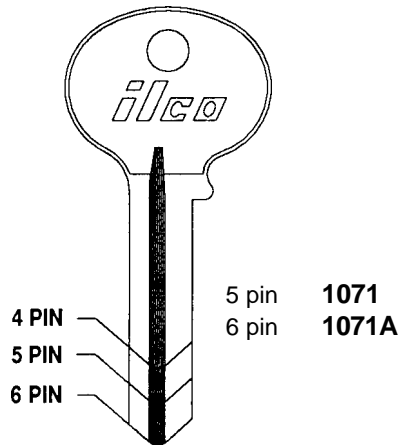
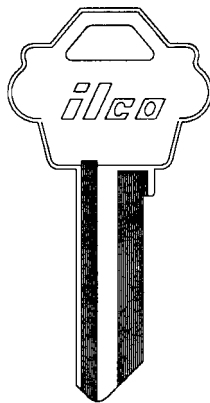
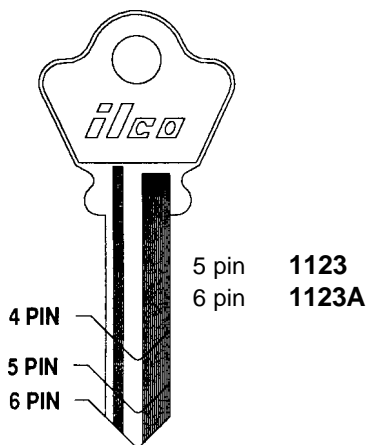


ILCO CYLINDER KEY BLANKS



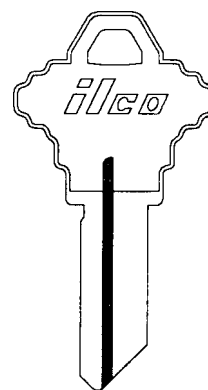
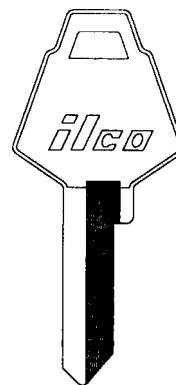
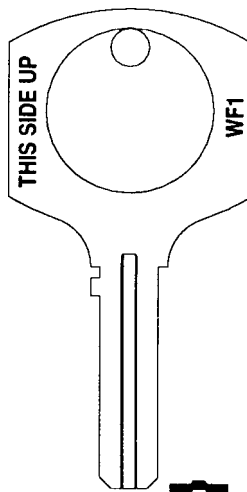
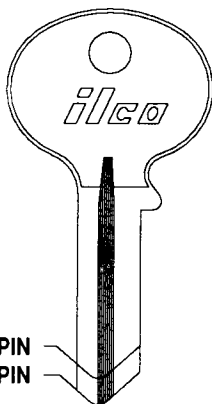
4 pin 1123S

1175N
1, 2
WESLOCK

4 pin 1071B

WELCH

WILSON BOHANNAN



4 pin 1071BD
5 pin 1071D

1071BE
1071E

1071BM
1071M

WF1


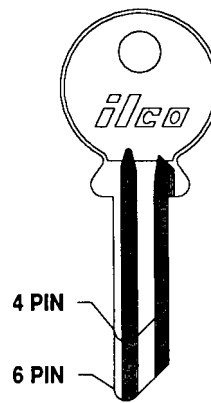
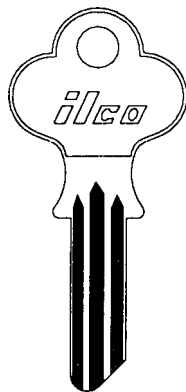


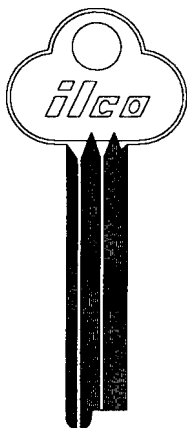
1180S
2

1182

WILSON BOHANNAN

WINFIELD

XL LOCK



889A

994ARM

994M

996M


4 pin 997B
6 pin 997A

4 pin 997DB
5 pin 997D

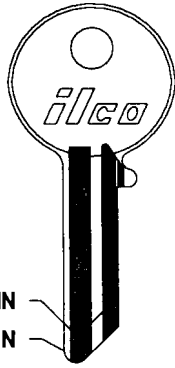
YALE

1 - Available in Look Alike, see pages 1070-1072.
2 - Available in Taylor Line®, see page 1073.
3 - Available in Bin Pack, see page 1074.

ILCO CYLINDER KEY BLANKS




997DA



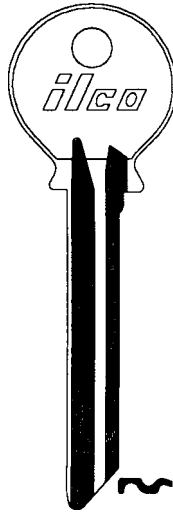
4 PIN
5 PIN

4 pin
5 pin

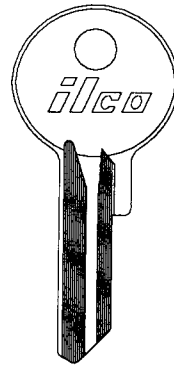
997EB
997E



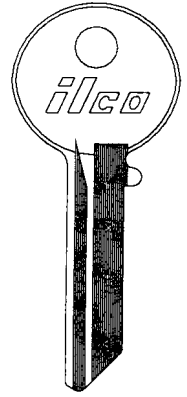
997JA



997LA



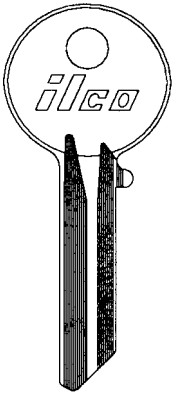
997X
2



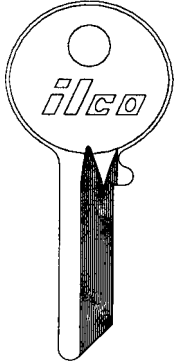
J997M

J997MR

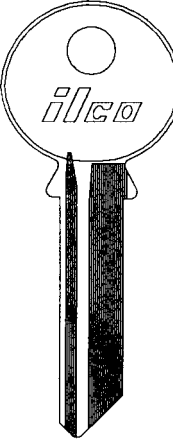
YALE



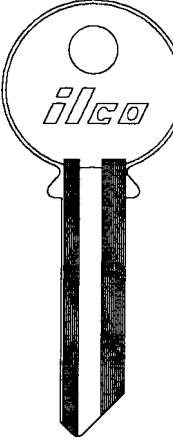
O997E



997ER




6 pin **998GST**



998SV

YALE



6 PIN

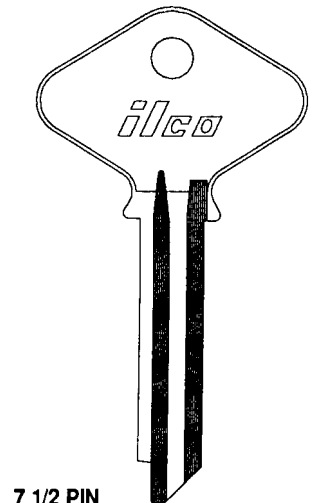
6 pin
7-1/2 pin

998ZA
H998ZA

998ZB
H998ZB

998ZC
H998ZC


998ZG
H998ZG



7 1/2 PIN

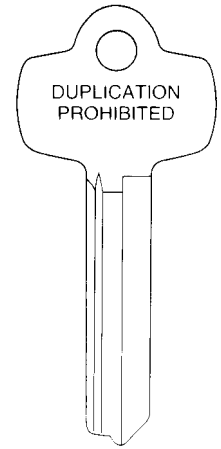
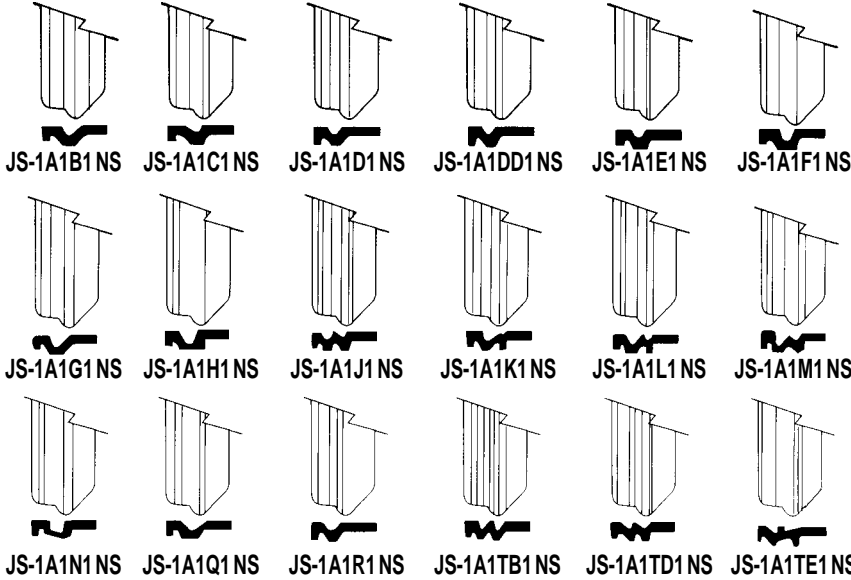
YALE

JET CYLINDER KEY BLANKS



JS-1A1A1NS


Fits:
ARROW, EAGLE
FALCON, KSP
LOCKWOOD



JS-1A1BA1NS

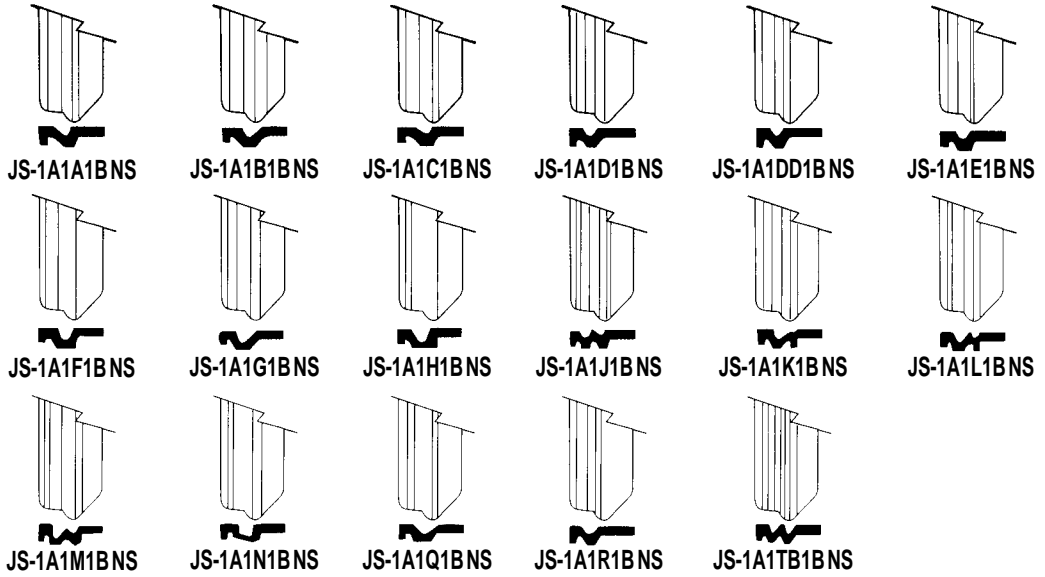
BEST

BEST SPECIAL-
5/16" longer version

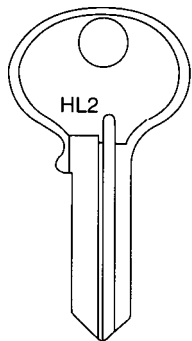


JS-1A1A1BNS

Fits:
ARROW
EAGLE
FALCON
KSP
LOCKWOOD

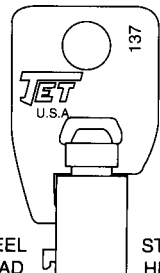


BEST



JT-HL2

BOMMER(HUDSON)



STEEL HEAD

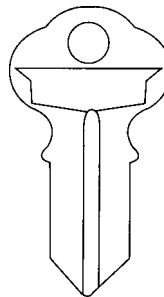
STEEL O.D. .377
TUBE I.D. .312

STEEL HEAD

BRASS
TUBE

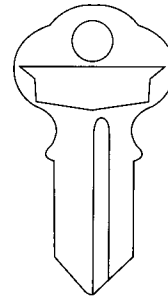
JT-137S
Steel Tube

JT-137B
Brass Tube

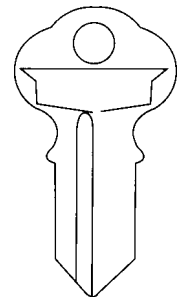


JT-CG1

CHICAGO



JT-CG2



JT-CG4