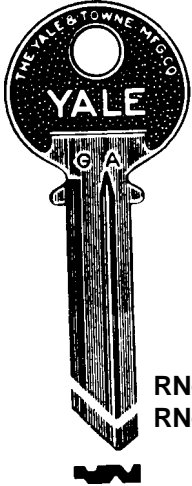
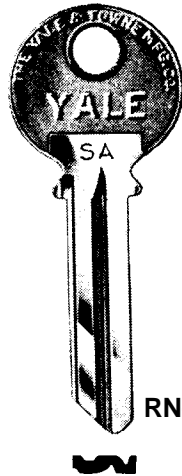


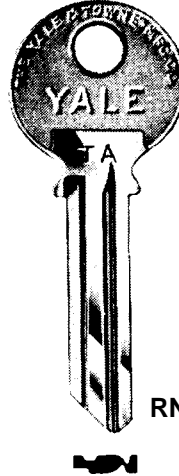
ORIGINAL CYLINDER KEY BLANKS



RN-8GA 5 pin
RN-11GA 6 pin



RN-11SA 6 pin



RN-11TA 6 pin

MASTER-KEY SECTIONS
GMK shown
typical of SMK, TMK



GMK

• See below on how to order •

CAT. NO.	SURETY SECTION SUFFIXES										MASTER-KEY SECTION SUFFIXES
RN-8	GA	GB	GC	GD	GE	GF	GG	GH	GK		GMK
RN-11	GA	GB	GC	GD	GE	GF	GG	GH	GK		GMK
RN-11	SA	SB	SC	SD	SE	SF	SG	SH	SK		SMK
RN-11	TA	TB	TC	TD	TE	TF	TG	TH	TK		TMK

Ordering Example: **RN-8GA**
 Catalog No. _____
 Surety Section Suffix _____



5 pin **RN-8GA**
6 pin **RN-11GA**



RN-8GB
RN-11GB



RN-8GC
RN-11GC



RN-8GD
RN-11GD



RN-8GE
RN-11GE



RN-8GF
RN-11GF



RN-8GG
RN-11GG



RN-8GH
RN-11GH



RN-8GK
RN-11GK



6 pin **RN-11SA**



RN-11SB



RN-11SC



RN-11SD



RN-11SE



RN-11SF



RN-11SG



RN-11SH



RN-11SK



6 pin **RN-11TA**



RN-11TB



RN-11TC



RN-11TD



RN-11TE



RN-11TF



RN-11TG



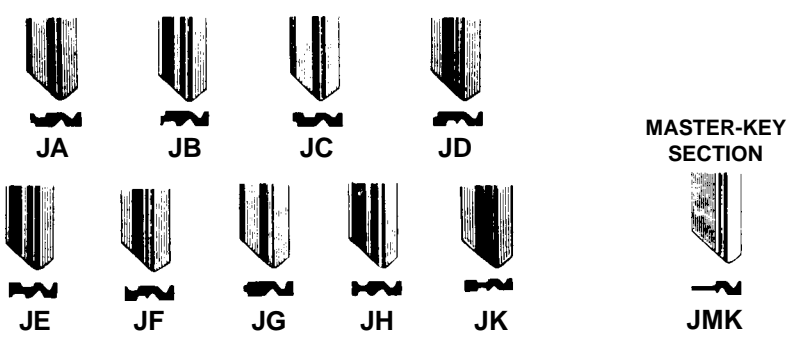
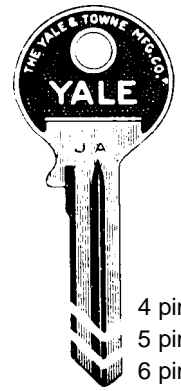
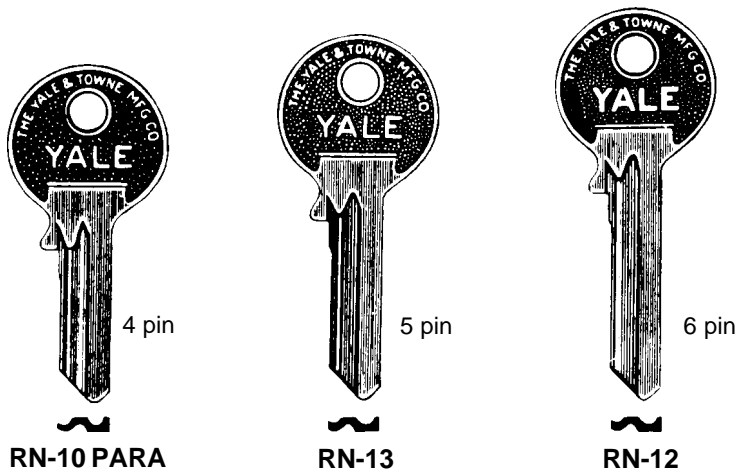
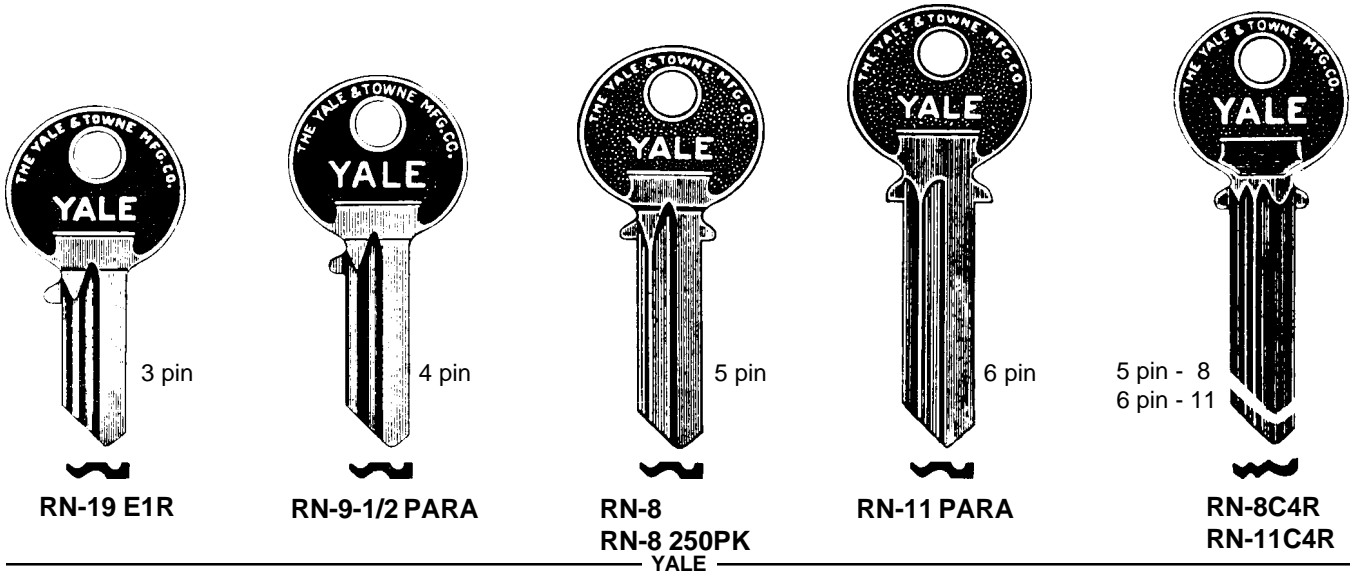
RN-11TH



RN-11TK

YALE

ORIGINAL CYLINDER KEY BLANKS

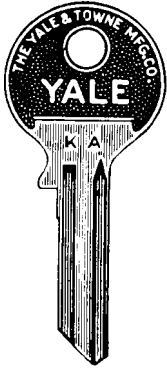


CAT. NO.	SURETY SECTION SUFFIXES										MASTER-KEY SECTION SUFFIXES
RN-10	JA	JB	JC	JD	JE	JF	JG	JH	JK		JMK
RN-13	JA	JB	JC	JD	JE	JF	JG	JH	JK		JMK
RN-12	JA	JB	JC	JD	JE	JF	JG	JH	JK		JMK


Ordering Example: **RN-10JA**
 Catalog No. _____
 Surety Section Suffix _____

YALE

ORIGINAL CYLINDER KEY BLANKS



RN-13KA



RN-13KB




RB1019B10R



RB1019B10L




RB1019F8R

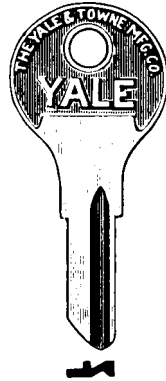


RB1019F7R

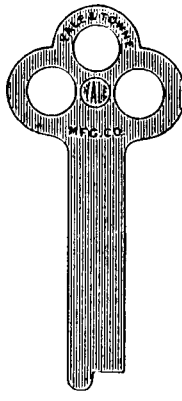
YALE



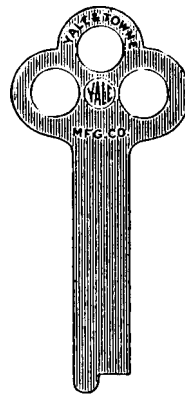
RB1019F9R



RB1019F8L



54 thick
.058 X .300

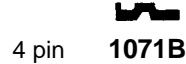

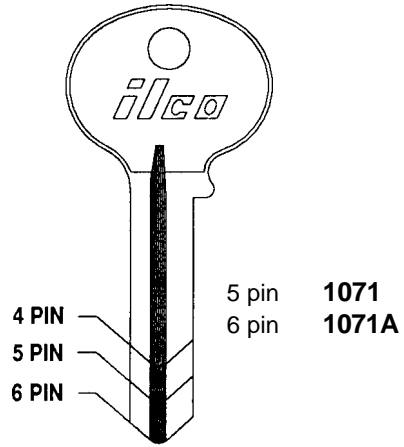
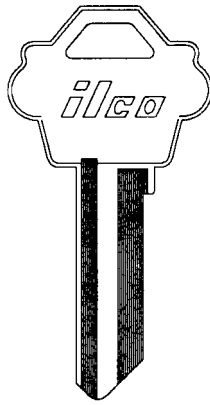
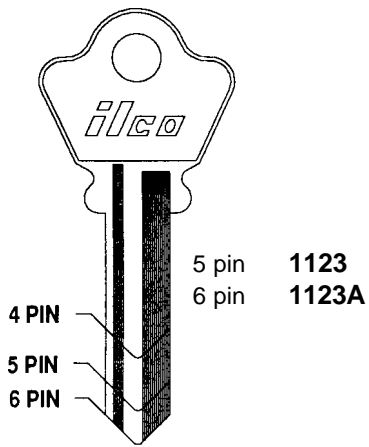


54 thin
.042 X .300

YALE

YALE

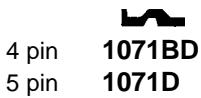
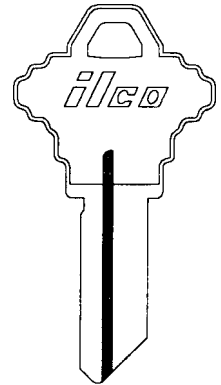
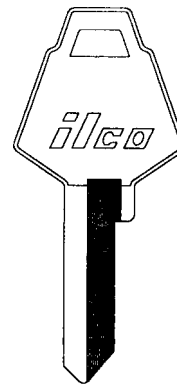
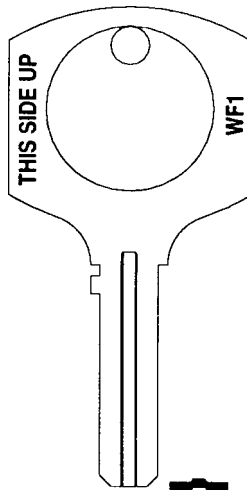
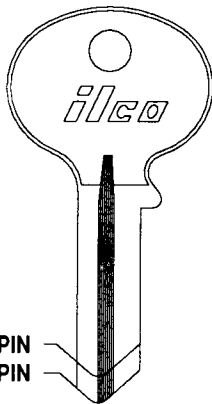
ILCO CYLINDER KEY BLANKS



WELCH

WESLOCK



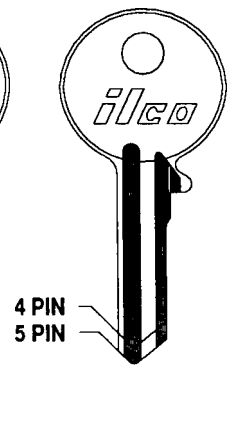
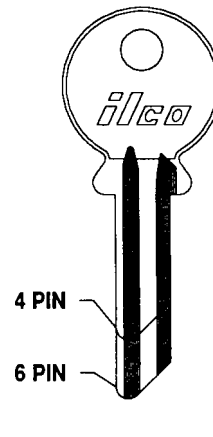
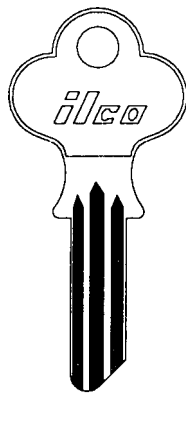


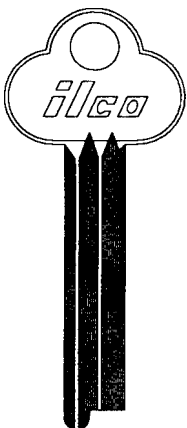
WILSON BOHANNAN



WILSON BOHANNAN

WINFIELD


XL LOCK



YALE

1 - Available in Look Alike, see pages 1070-1072.
2 - Available in Taylor Line®, see page 1073.
3 - Available in Bin Pack, see page 1074.

ILCO CYLINDER KEY BLANKS



YALE

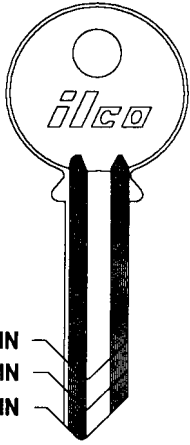


YALE



YALE

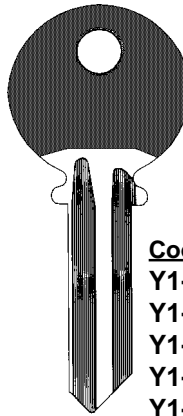
ILCO CYLINDER KEY BLANKS



4 PIN
5 PIN
6 PIN



4 pin **999B**
5 pin **999** 1, 2, 3
6 pin **999A** 2



The Cool Colors
are just on the key
head


Cool Colors
Y1-PC AMBER
Y1-PC AQUA
Y1-PC RUBY
Y1-PC TEAL
Y1-PC VIOLET



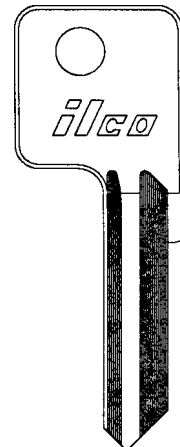
Y1-PC ASSORTED

One of each
above color

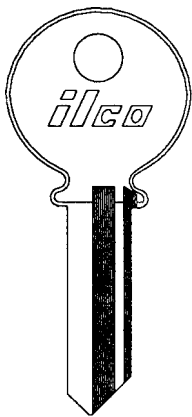
YALE




6 pin **999CA**




999N 1, 2



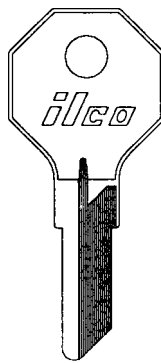
999R



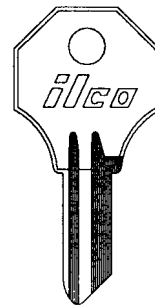
C999



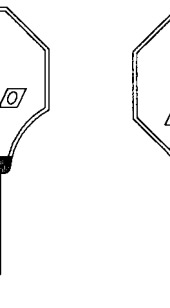
X999



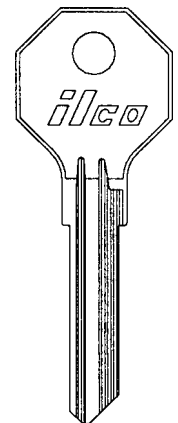
H1122AR



H1122F

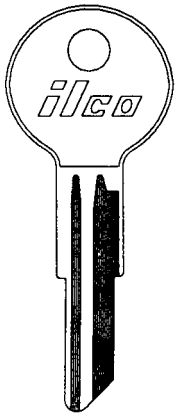


H1122FR



H1122W


YALE



L1122A

L1122AR

L1122B



O1122

1, 2

O1122A

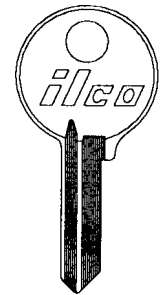
O1122B

O1122BE

O1122AR

O1122BR

O1122C



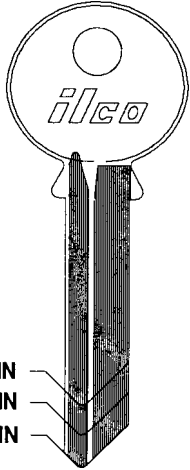
1132

YALE²

1 - Available in Look Alike, see pages 1070-1072.
2 - Available in Taylor Line®, see page 1073.
3 - Available in Bin Pack, see page 1074.

ILCO CYLINDER KEY BLANKS

6 pin 998GA 998GB 998GC 998GD 998GE 998GF 998GG 998GH 998GK



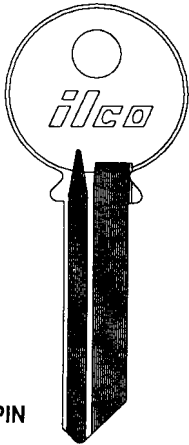
5 PIN
6 PIN
7 PIN



5 pin 998S
6 pin 998
7 pin 998A

YALE

998SA 998SB 998SC 998SD 998SE 998SF 998SG 998SH 998SK



6 PIN




6 pin 998SMK

YALE

ILCO CYLINDER KEY BLANKS

998TA 998TB 998TC 998TD 998TE 998TF 998TG 998TH 998TK


6 pin 998TMK



YALE

998VA 998VB 998VC 998VD 998VE 998VF 998VG 998VH 998VK

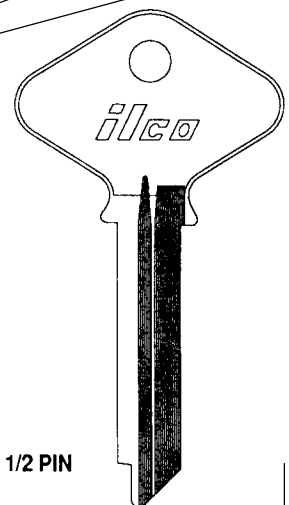

6 pin 998R



YALE

6 pin 998YA 998YB 998YC 998YD 998YE 998YF 998YG 998YH 998YK
 7-1/2 pin H998YA H998YB H998YC H998YD H998YE H998YF H998YG H998YH H998YK

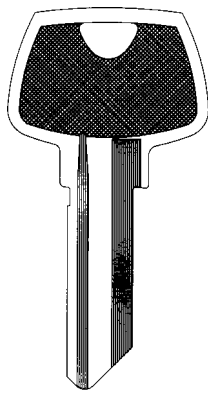
6 pin 998YMK
 7-1/2 pin H998YMK




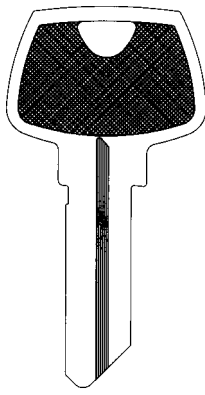
YALE

ILCO CYLINDER KEY BLANKS

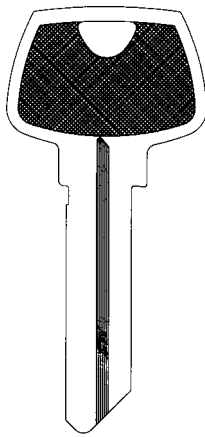
LOOK-A-LIKE KEY BLANKS




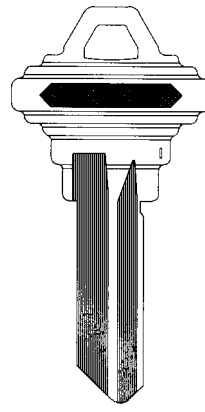
 TA-275S NS




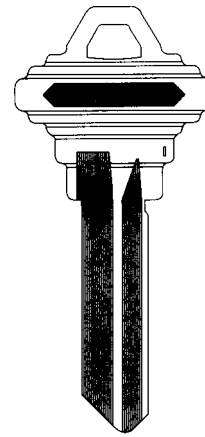
 TA-275LA NS
SARGENT




 TA-6275LA NS



 TA-100C NP
TA-100C NS



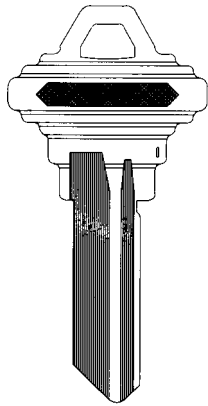
 TA-101C NP
TA-101C NS
SCHLAGE

 TA-101E NP
TA-101E NS

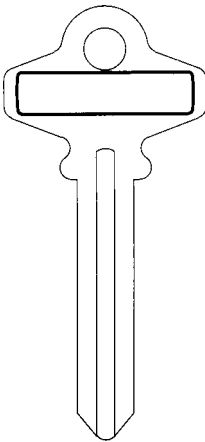
 TA-101CE NS

 TA-101EF NS

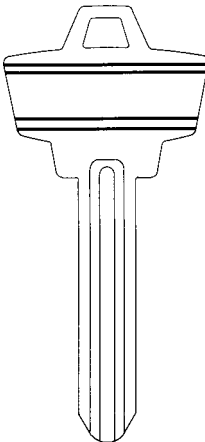
 TA-101F NP
TA-101F NS




 TA-100E NP
TA-100E NS



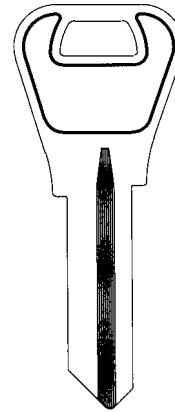
 TA-180A NP
SCHLAGE




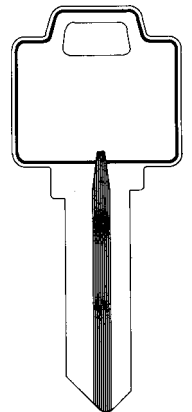
 TA-200W NP




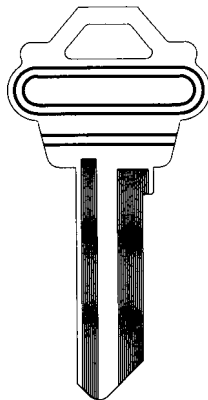
 TA-K9
SEGAL




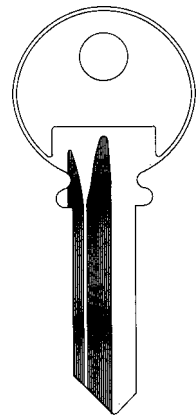
 TA-1555 NP
TA-1555 NS



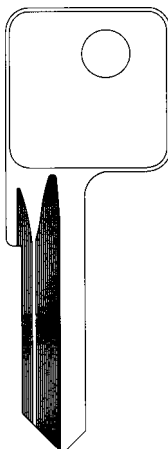
 TA-P1555 NP
TA-P1555 NS
WEISER



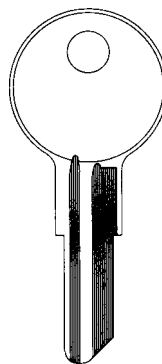
 TA-12344 BR
TA-12344 NS
WESLOCK





 TA-8




 TA-E8



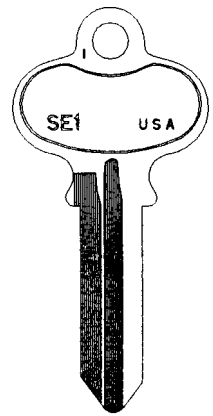
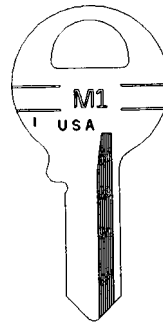


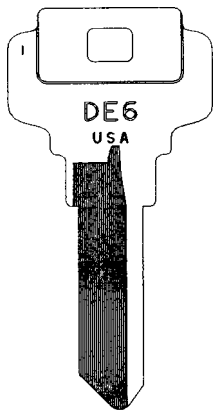
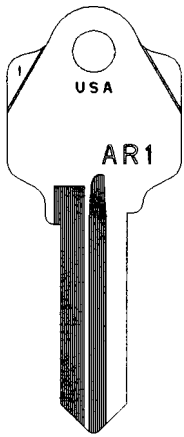
 TA-9114
YALE



 TA-9278

ILCO CYLINDER KEY BLANKS

250 BIN PACK KEY BLANKS



AR1-BR-250PK

ARROW



DE6-BR-250PK

DEXTER



KW1-BR-250PK

KWIKSET



KW1-NP-250PK



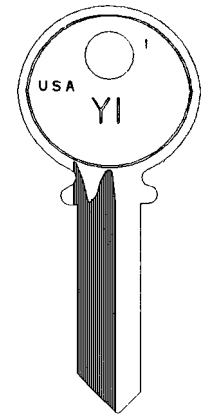
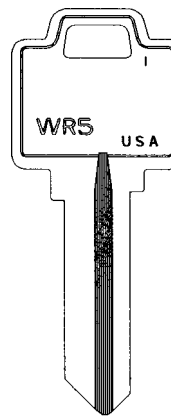
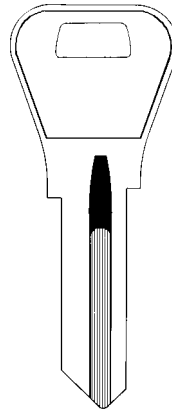
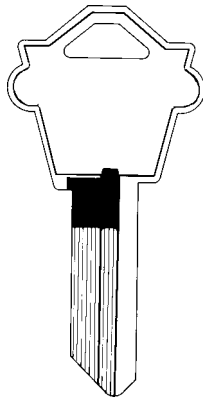
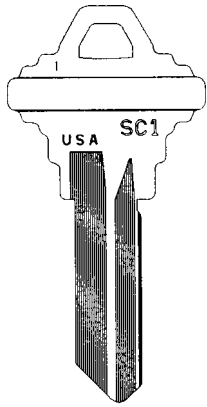
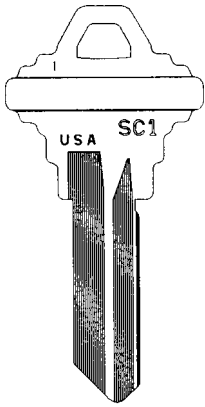
M1-BR-250PK

MASTER



SE1-BR-250PK

SEGAL



SC1-BR-250PK

SCHLAGE



SC1-NP-250PK



WK2-BR-250PK

WESLOCK



WR3-BR-250PK

WEISER



WR5-BR-250PK
WR5-NP-250PK



Y1-BR-250PK

YALE


-BR Brass, -NP Nickel Plate

250PK - Sold in multiples of 250

Bin Pack



Save Time
Save Space
Save Money



Sample of Bin Pack for keys blanks packed in 250 quantities (-250PK)

ILCO UNICAN innovation goes beyond quality products to offer you functional packaging. Our latest volume pack, dispenser style bin box is unique and has been designed with the professional in mind.

This stackable, space saving design is perfect for those popular keys when hooks will not hold your demand requirements.

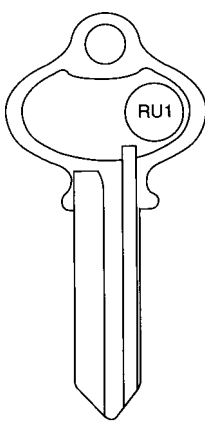
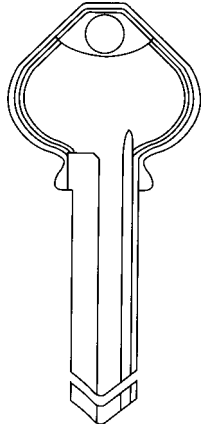
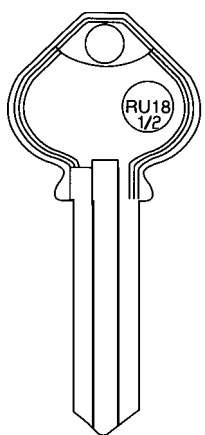
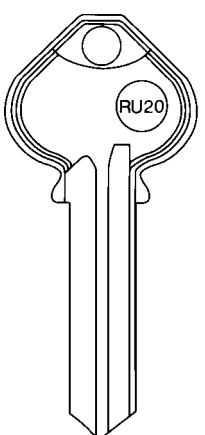
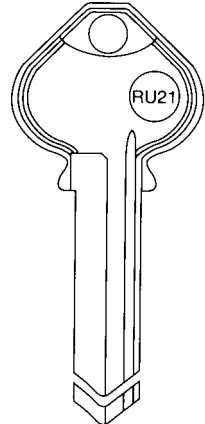
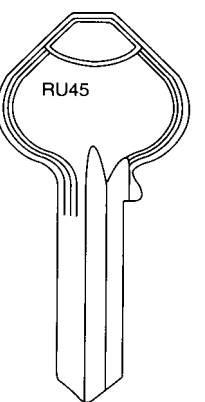

Easy to use...
Cut tape and pull out for dispenser.

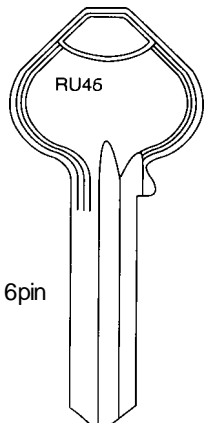
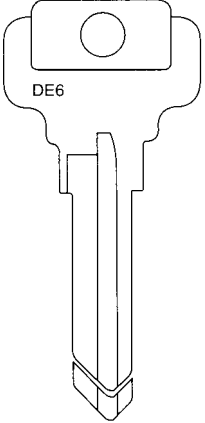
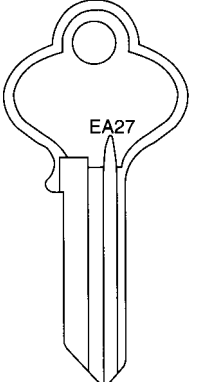
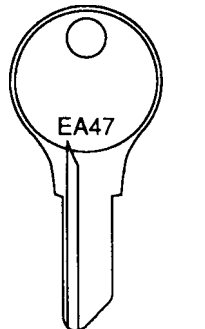
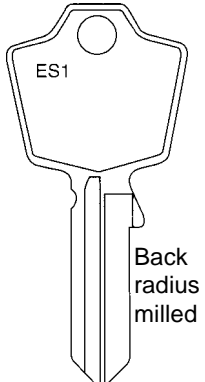










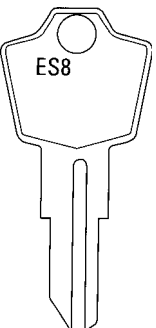
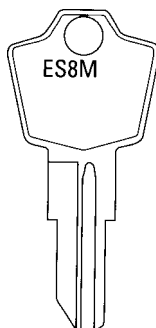
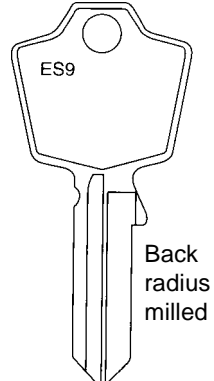
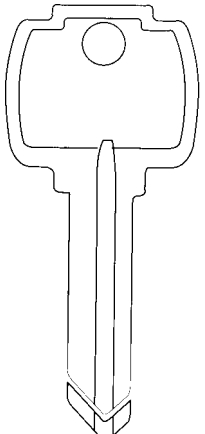
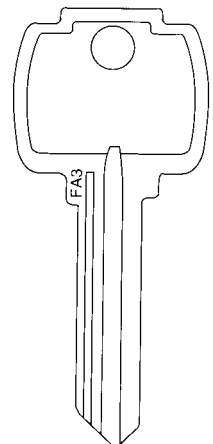
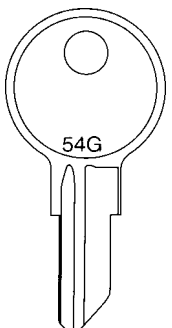



Y11-BR-250PK

YALE

JET CYLINDER KEY BLANKS

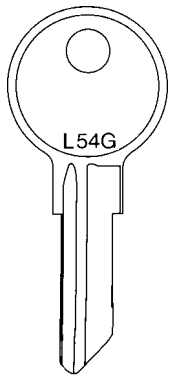
 <p>JT-RU1</p>	 <p>5 pin JT-RU4 6 pin JT-RU16</p>	 <p>JT-RU18-1/2</p>	 <p>JT-RU20</p>	 <p>5 pin JT-RU21 6 pin JT-RU22</p>	 <p>JT-RU45</p>
					

 <p>6 pin</p> <p>JT-RU46</p>	 <p>JT-DE6</p>	 <p>JT-EA27</p>	 <p>JT-EA47</p>	 <p>Back radius milled</p> <p>JT-ES1</p>
 <p>JT-RU46 1 JT-RU46-250 (250 Blanks in Bulk Pack)</p>	 <p>5 pin JT-DE6 1 JT-DE6-250 (250 Blanks in Bulk Pack)</p> <p>6 pin JT-DE8 DEXTER</p>	 <p>JT-EA27</p>	 <p>JT-EA47</p>	 <p>JT-ES1</p>
				

 <p>JT-ES8</p>	 <p>JT-ES8M</p>	 <p>Back radius milled</p> <p>JT-ES9</p>	 <p>5 pin JT-FA1 6 pin JT-FA2</p>	 <p>JT-FA3</p>	 <p>JT-54G</p>
					

1 - Available in Uni Bow Head, see page 1090

JET CYLINDER KEY BLANKS

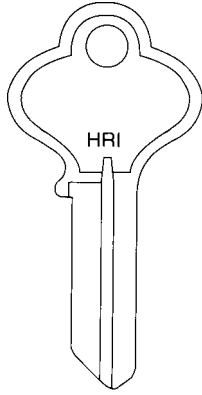


L54G



JT-L54G

FORT

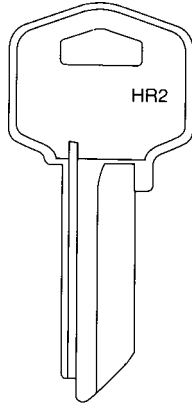


HRI



JT-HR1

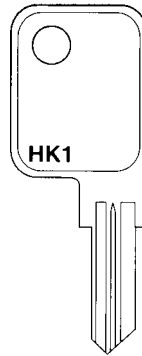
HARLOC



HR2



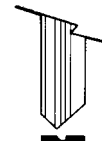
JT-HR2



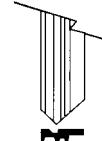
HK1

JT-HK1

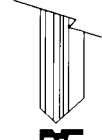
HAWORTH



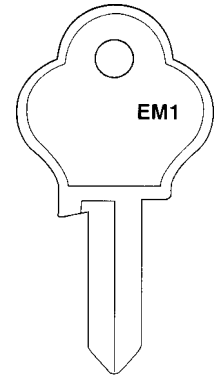
JT-HK2



JT-HK3



JT-HK4

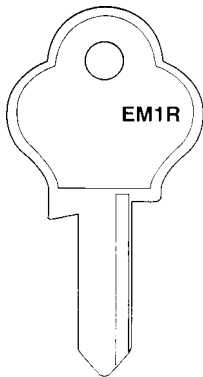


EM1



JT-EM1

HOME DEPOT
STORM DOOR

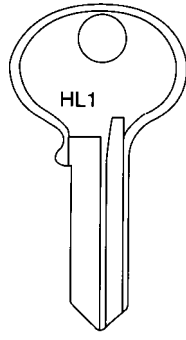


EM1R



JT-EM1R

HOME DEPOT
STORM DOOR

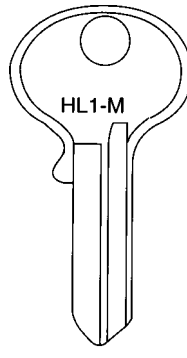


HL1



JT-HL1

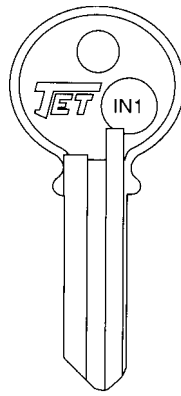
HUDSON



HL1-M



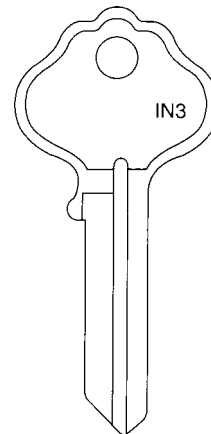
JT-HL1-M



IN1



JT-IN1



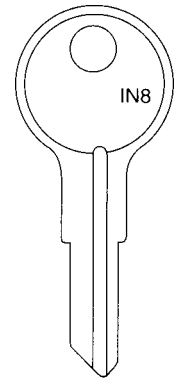
IN3



JT-IN3
JT-IN3-250

(250 Blanks in Bulk Pack)

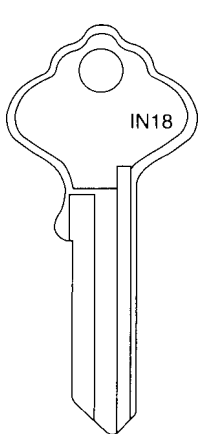
ILCO



IN8



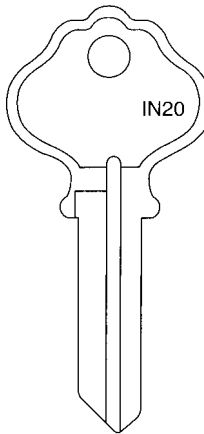
JT-IN8



IN18



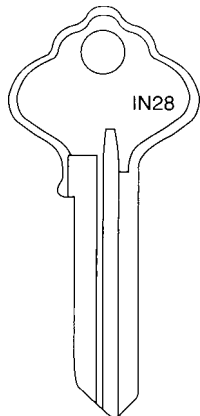
JT-IN18



IN20



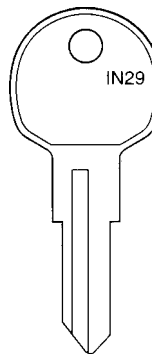
JT-IN20



IN28



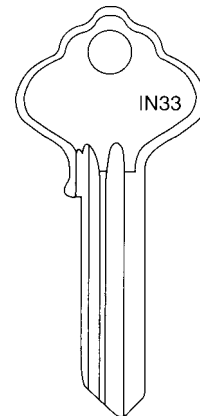
JT-IN28



IN29




JT-IN29



IN33



JT-IN33



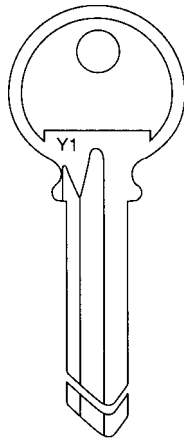
IL1



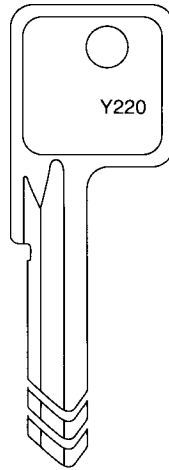
JT-IL1

ILLINOIS

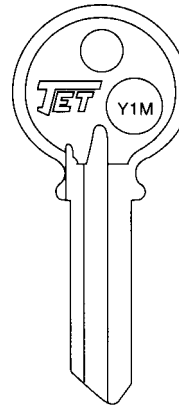
JET CYLINDER KEY BLANKS



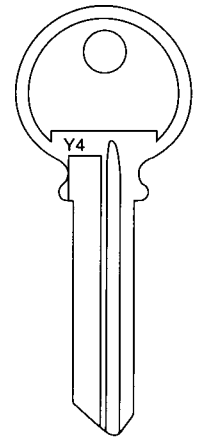
5 pin **JT-Y1 1**
6 pin **JT-Y2+**



4 pin **JT-Y220**
5 pin **JT-Y1E**
6 pin **JT-Y2E**



JT-Y1M

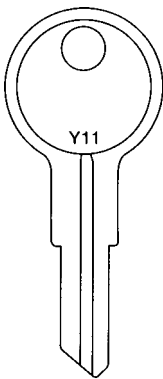


JT-Y4

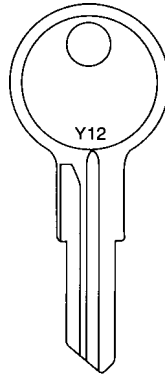


JT-Y1-250 (250 Blanks in Bulk Pack)

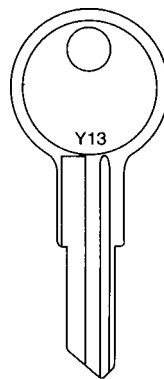
YALE



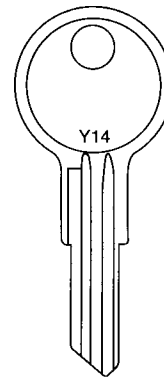
JT-Y11



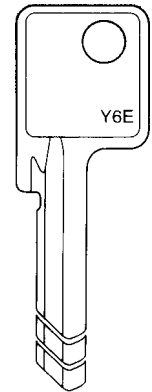
JT-Y12



JT-Y13



JT-Y14

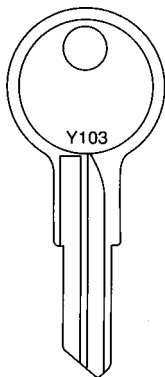


4 pin **JT-Y6E**
5 pin **JT-Y52E**
6 pin **JT-Y54E**

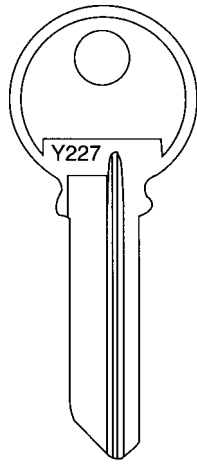


JT-Y11-250
(250 Blanks in Bulk Pack)

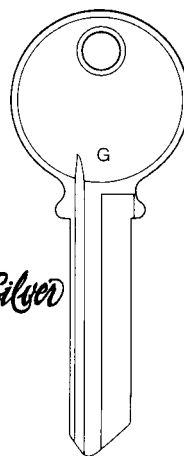
YALE



JT-Y103

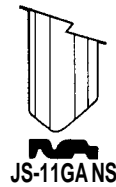


JT-Y227

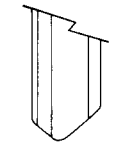


Silver

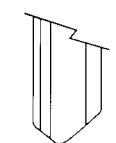
JS-11GANS



JS-11GANS



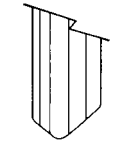
JS-11GDNS



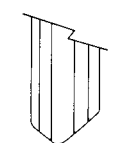
JS-11GGNS




JS-11GBNS



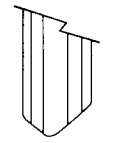
JS-11GENS



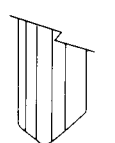
JS-11GHNS



JS-11GCNS



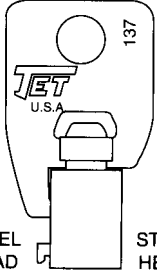
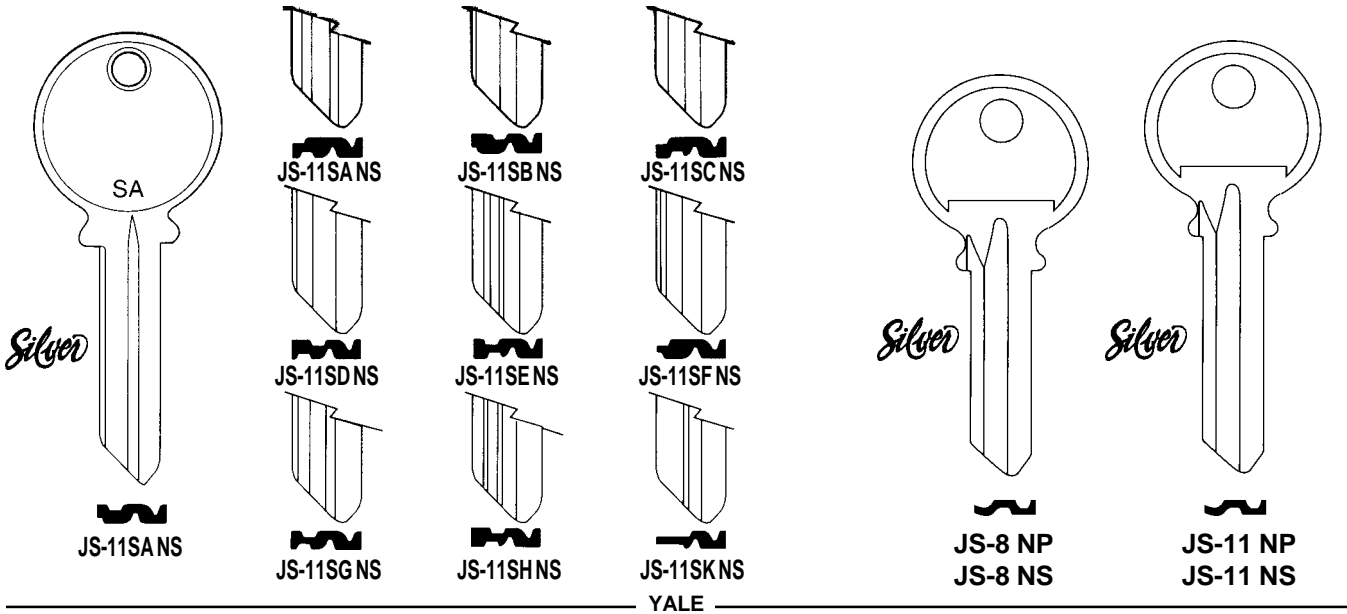
JS-11GFNS



JS-11GKNS

YALE

JET CYLINDER KEY BLANKS

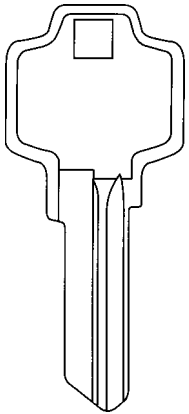


STEEL HEAD STEEL HEAD
 STEEL O.D. .377 BRASS
 TUBE I.D. .312 TUBE



JT-137S JT-137B
 TUBULAR KEY

"ONLY THE PROFESSIONAL KNOWS FOR SURE..."



PLAIN (BOTH SIDES)

MFG.	MFG #	JET #	
ARROW	K2	JT-AR1-UN	
DEXTER	67	JT-DE6-UN	
KWIKSET	1063KW	JT-KW1-UN	
MASTER	1K, 77K	JT-M1-UN	
RUSSWIN	6D1R	JT-RU46-UN	
SCHLAGE	100-C	JT-SC1-UN	
SCHLAGE	101-C	JT-SC4-UN	
SCHLAGE	100-E	JT-SC8-UN	
SCHLAGE	101-E	JT-SC9-UN	
SEGAL	K9	JT-SE1-UN	
WEISER	P1555	JT-WR3-UN	
YALE	8	JT-Y1-UN	

DOMESTIC VEHICLE INDEX

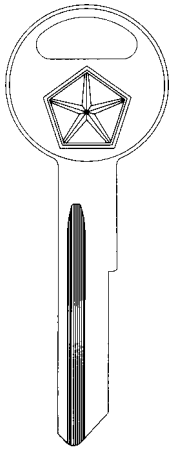
(Pages 1092-1134)

This index was created for ease of locating all the pages that have key blanks pertaining to a certain manufacturer (brand name). They may be the original blanks or imitation made for that same keyway. ALL of these keys will work, the main difference is who has manufactured the keys. We stock a variety of ORIGINAL keys along with ILCO, JET and ESP blanks. The choice is yours. **The page numbers are color coded so that you can tell who manufactured the blank. (Sample below)**

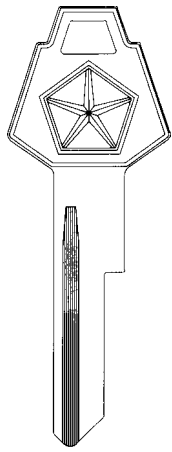
PAGE NUMBER COLOR CODING: ORIGINAL **ESP** **ILCO** ILCO LOOK-ALIKE **ILCO BIN PACK**
JET **JET SILVERLINE** **JET UNI-BOW** **JET 250 PACK**

<p>A— American Mtrs 1101,1105,1124,1127</p> <p>B— Briggs & Stratton 1101,1105-1106,1127</p> <p>C— Cessna 1106 Chrysler 1093-1094,1099, 1101-1102,1106-1109, 1124,1127-1129 Chrysler Outboard (OMC) 1106 Club, The 1109,1129</p> <p>D— Deere, John 1109 Delta Truckbox 1109</p> <p>F— Ford 1094-1096,1099-1100, 1102,1109-1113, 1124,1125,1129-1131 Ford Tractor 1113 Freightliner 1113-1114</p> <p>G— Gas 1114 General Mtrs 1092,1097-1098, 1102-1104, 1114-1119, 1124,1125,1131-1134</p> <p>Geo 1120 Grumman 1120</p> <p>H— Harley Davidson 1120 Hurd 1104,1121</p> <p>I— Indak Tractors 1121</p>	<p>J— Jeep 1093-1094 Johnson-Evinrude 1122</p> <p>K— Kenworth 1121 Kubota 1121</p> <p>L— Lincoln 1094-1096</p> <p>M— Mack Trucks 1121 Mercury 1094-1096 Mercury Outboard 1121-1122 Miscellaneous 1123</p> <p>O— OMC 1122</p> <p>P— Peterbilt 1122 Piper Aircraft 1122 Post Office 1122</p> <p>S— Saturn 1122 Shaw, Robert 1122 Snap-On Tool Box 1122 Studebaker 1122-1123</p> <p>T— Trimark RV 1123</p> <p>Y— Yard Tractor 1123</p>
--	---

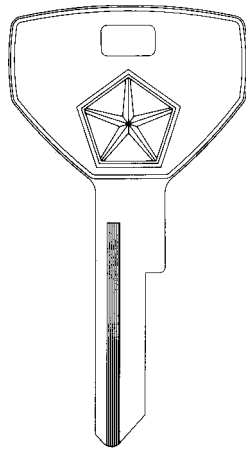
ORIGINAL DOMESTIC VEHICLE BLANKS



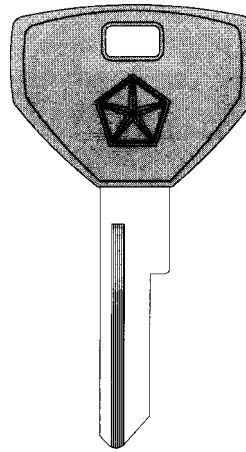
Y149CHY



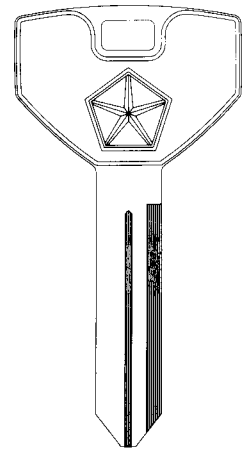
Y152CHY



Y153CHY

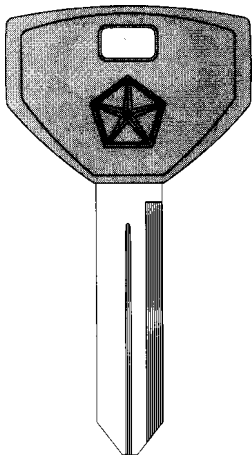


Y153PCHY




Y154CHY

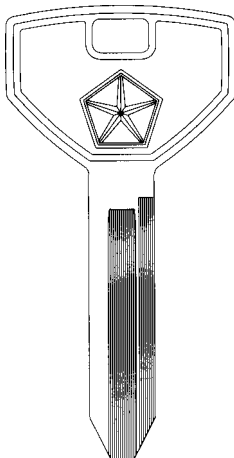
CHRYSLER, DODGE, JEEP By ILCO



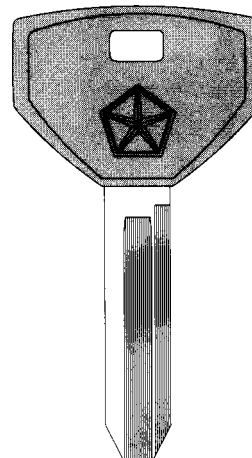
Y154PCHY



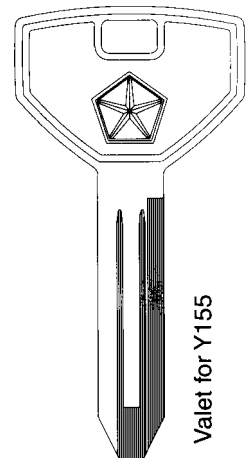
Y154PJP



Y155CHY



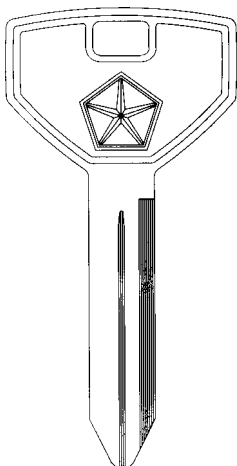
Y155PCHY



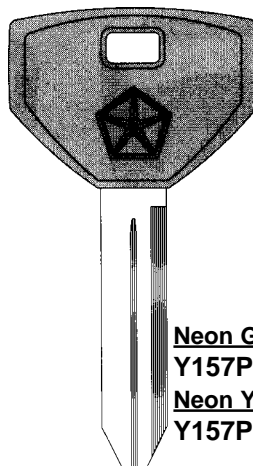
Y156VCHY

Valet for Y155

CHRYSLER, DODGE, JEEP By ILCO




Y157CHY

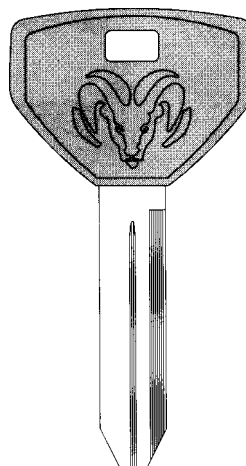


Y157PCHY

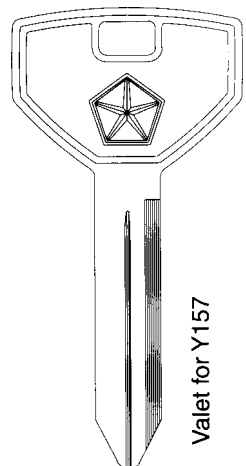
Neon Green
Y157PCHG
Neon Yellow
Y157PCHY



Y157PJP



Y157PRAM



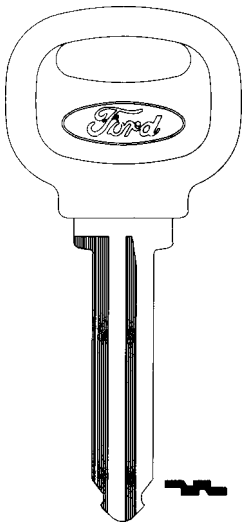
Y158VCHY

Valet for Y157

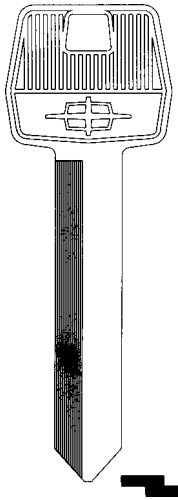
CHRYSLER, DODGE, JEEP By ILCO

Through licenses with vehicle manufacturers, Ilco is now authorized to offer automotive key blanks with the original manufacturers' logos. This section includes Chrysler, Ford and General Motors originals by Ilco.

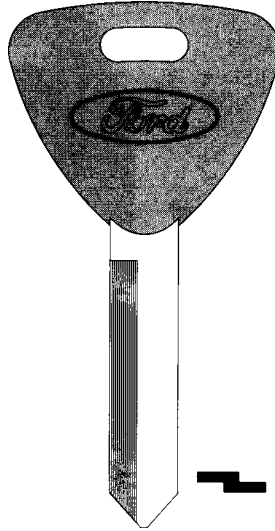
ORIGINAL DOMESTIC VEHICLE BLANKS



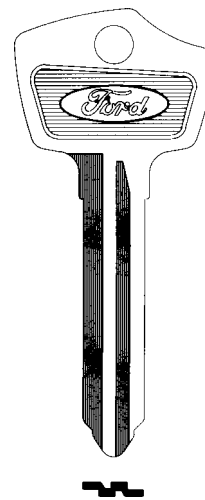
H59F



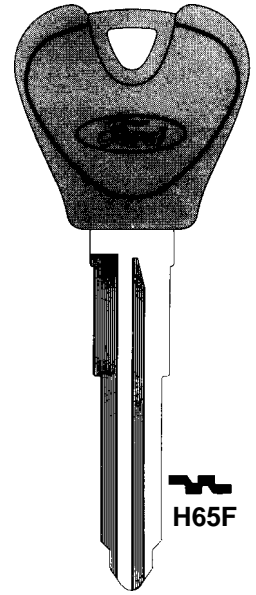
H60L



H62F

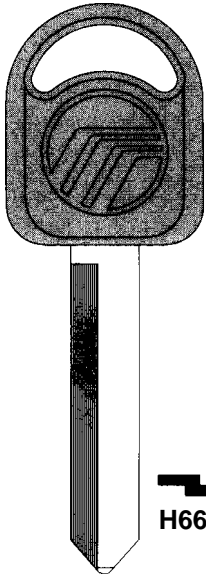


H63F

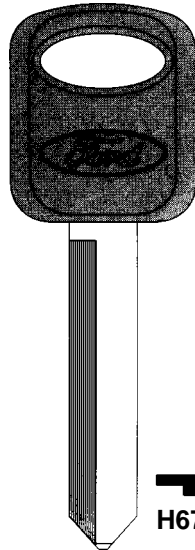


H65F

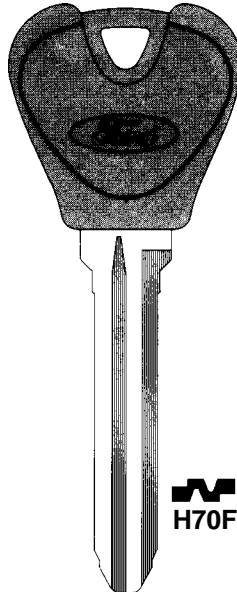
FORD, MERCURY, LINCOLN By ILCO



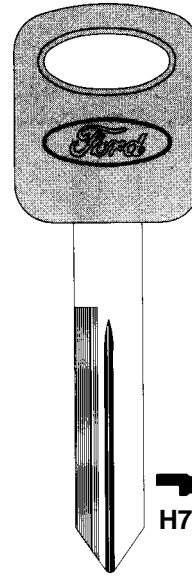
H66M



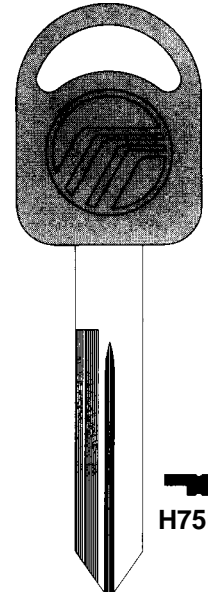
H67F



H70F

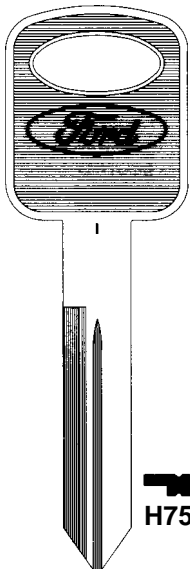


H75F

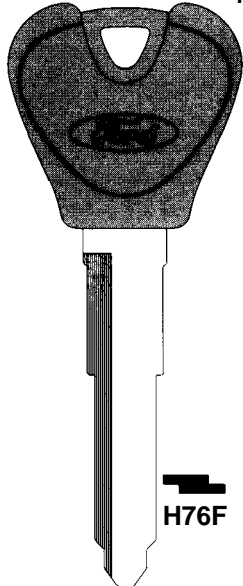


H75M

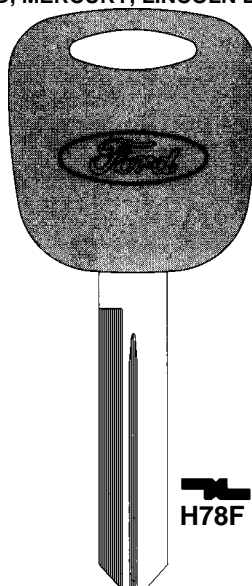
FORD, MERCURY, LINCOLN By ILCO



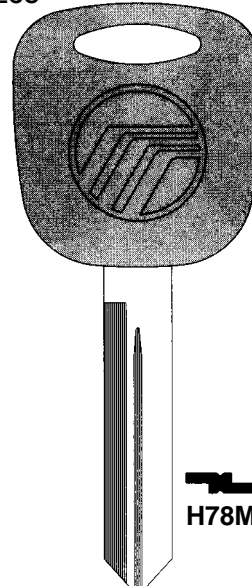
H75FM



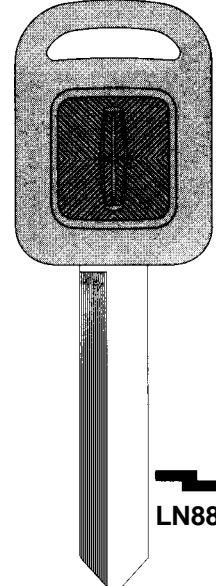
H76F



H78F



H78M



LN88

FORD, MERCURY, LINCOLN By ILCO

Through licenses with vehicle manufacturers, Ilco is now authorized to offer automotive key blanks with the original manufacturers' logos. This section includes Chrysler, Ford and General Motors originals by Ilco.